



Sept. 6 • 3:34 p.m. • Tampa, Fla.
Raymond James Stadium (65,857)
Surface: Tiffany Bermuda 419
Live Stats: umterps.com

Television (CBSSN)

Dave Ryan Play-by-Play
 Corey Chavous Color Analyst
 Lauren Gardner Sideline

Radio

Maryland Sports Radio Network

Baltimore flagship 105.7 WJZ-FM; Washington, D.C.,
 flagship ESPN 980 AM

Johnny Holliday Play-by-Play
 Tim Strachan Color Analyst
 Scott McBrien Sideline

Satellite Radio

132 (Sirius), 205 (XM)



Looking Ahead

West Virginia Mountaineers

Date Saturday, Sept. 13, 2014
 Location College Park, Md.
 Stadium Capital One Field at Byrd Stadium (51,802)
 Kickoff Noon
 Series West Virginia leads, 26-22-2
 TV BTN

Coaching Staff

Randy Edsall Head Coach
 Mike Locksley (pb) Offensive Coord./Quarterbacks
 Brian Stewart (f) Defensive Coord./Defensive Backs
 Andre Powell (f) Special Teams Coord./Running Backs
 Lyndon Johnson (f) Asst. Head Coach/Outside Linebackers
 Keith Dudzinski (pb) Inside Linebackers
 John Dunn (pb) Tight Ends/Recruiting Coordinator
 Keenan McCardell (f) Wide Receivers
 Greg Studrawa (f) Offensive Line
 Chad Wilt (f) Defensive Line

Graduate Assistants: Colin Bauer, Cody Catalina, Travis Manger and A.J. Reisig

Key: Press Box (pb); Field (f)

MARYLAND TERRAPINS



1-0, 0-0 Big Ten
Head Coach: Randy Edsall
Streak: Won 1

USF BULLS



1-0, 0-0 AAC
Head Coach: Willie Taggart
Streak: Won 1

WHAT'S INSIDE: Series Notes • Page 3 • Depth Chart • Page 8 • 2014 Statistics • Page 21

OPENING DRIVE

By The Numbers

- 1 Maryland travels south to Tampa for its first road contest of the 2014 season as the Terps take on the USF Bulls from Raymond James Stadium Saturday afternoon. Kickoff is set for 3:34 p.m.
- 2 With a win, the Terps will improve to 2-0 for the second consecutive season and the eighth time since the 2000 season.
- 7 In nine non-conference games since the start of the 2012 season, Maryland is 7-2 and has scored an average of 32.9 points per game and held its opponents to average of 13.9 points per game.
- 18 Against the current members of the American Athletic Conference, Maryland has an 18-5 all-time record. This will be the Terps' first all-time meeting against USF. Maryland's last contest against an AAC member came last season at Connecticut, a 32-21 win.
- 52 The 52 points scored by the Terps against JMU are the most by a Terrapin offense since scoring 62 against Wake Forest on Oct. 30, 2010 (62-14).
- 285 Maryland totaled 285 yards rushing against James Madison last Saturday. It is the fourth-highest single-game rushing total by a Terrapin team since 2004. The school record for single-game rushing record is 582 coming against Virginia in 1975.

umterps.com
MarylandPride.com



/marylandterrapinsofficialpage
 /MarylandFootball



@umterps
 @MarylandPride
 @RandyEdsall



/marylandathletics
 /MarylandPrideFB



/marylandterrapins
 /marylandpride

Maryland Schedule

Date	Opponent	Result/Time	TV	Series
Aug. 30	James Madison	W, 52-7	BTN	Maryland leads 3-0
Sept. 6	@USF	3:30 p.m.	CBSSN	First all-time meeting
Sept. 13	West Virginia	Noon	BTN	West Virginia leads 26-22-2
Sept. 20	@Syracuse	TBA	TBA	Syracuse leads 19-14-2
Sept. 27	@Indiana*	TBA	TBA	Indiana leads 2-0
Oct. 4	Ohio State*	TBA	TBA	First all-time meeting
Oct. 18	Iowa*	Noon	ESPN/ABC or BTN	First all-time meeting
Oct. 25	@Wisconsin*	Noon	ESPN/ABC or BTN	First all-time meeting
Nov. 1	@Penn State*	TBA	TBA	Penn State leads 35-1-1
Nov. 15	Michigan State*	8 p.m.	BTN	Michigan State leads 4-1
Nov. 22	@Michigan*	TBA	TBA	Michigan leads 3-0
Nov. 29	Rutgers*	TBA	TBA	Maryland leads 5-4

GAME 2: MARYLAND at USF

MONDAY	TUESDAY	WEDNESDAY	THURSDAY	FRIDAY	SATURDAY	SUNDAY
OFF	<p>Randy Edsall Press Conference - 12:30 p.m. (Press Box)</p> <p>Player Availability - 1 p.m. (Press Box)</p> <p>Randy Edsall Big Ten Coaches Teleconference - 1:12 p.m. (Contact Matt Taylor for call-in information.)</p> <p>Practice (Closed to Media)</p>	<p>Mike Locksley Availability - 11:45 a.m. (Press Box)</p> <p>Brian Stewart Availability - Noon (Press Box)</p> <p>Player Availability - 12:15 p.m. (Press Box)</p> <p>Practice (Closed to Media)</p>	<p>Randy Edsall Radio Show - 7 p.m. (Buffalo Wild Wings College Park)</p> <p>Practice (Closed to Media)</p>	<p>Walk-Thru (Closed to Media)</p>	<p>Game 2 Maryland at USF - 3:30 p.m. (CBSSN)</p>	<p>Randy Edsall Teleconference - 4 p.m. (Contact Matt Taylor for phone number and access code.)</p> <p>Practice (Closed to Media)</p>

Maryland Media Relations

Matt Taylor (Primary)

Assistant AD/Football Communications

Emailtaylormd@umd.edu
 Phone301-314-7065 (O)
703-405-9274 (C)

Matt Bertram (Secondary)

Assistant Director, Athletics Media Relations

Emailmbertram@umd.edu
 Phone301-314-8093 (O)
347-266-3480 (C)

Zack Bolno

Sr. Associate AD/Strategic Communications & Media Relations

Emailzbolno@umd.edu
 Phone.....301-314-1482 (O)

Important Telephone Numbers

Media Relations Office.....301-314-7064
 Capital One Field at Byrd Stad. Press Box.....301-405-7810
 Football Office301-314-7095
 Media Relations Fax.....301-314-9094

Interviews

Media interviews with all Maryland players and coaches must be arranged through the Maryland Media Relations Department. Contact **Matt Taylor**, assistant athletics director/football communications, at taylormd@umd.edu or at 301-314-7065 to arrange interviews with head coach Randy Edsall and Maryland players. Members of the media may also contact **Matt Bertram**, assistant director of media relations, at mbertram@umd.edu or at 301-314-8093 to arrange player interviews.

MEDIA GUIDELINES

Season Practice Policy

Practices, which are normally scheduled for Sunday, Tuesday, Wednesday and Thursday, are closed to the media and public. Friday walk-throughs (home and away) are also closed. Contact Matt Taylor for photo and B-roll requests.

Postgame Media Availability

At home, coach Edsall will address the media in Glazer Auditorium of the Gossett Football Team House. Players will follow Edsall. On the road, Edsall and players will address the media at a designated location. The locker room is closed and interviews are not permitted on the field at the conclusion of any game.

2014 Big Ten Football Coaches Teleconference (Eastern Time)

Pat Fitzgerald, Northwestern	Noon
Brady Hoke, Michigan	12:08 p.m.
Gary Andersen, Wisconsin	12:16 p.m.
Bo Pelini, Nebraska	12:24 p.m.
Mark Dantonio, Michigan State	12:32 p.m.
Kirk Ferentz, Iowa	12:40 p.m.
Jerry Kill, Minnesota	12:48 p.m.
Kyle Flood, Rutgers	12:56 p.m.
Tim Beckman, Illinois	1:04 p.m.
Randy Edsall, Maryland	1:12 p.m.
Darrell Hazell, Purdue	1:20 p.m.
James Franklin, Penn State	1:28 p.m.
Urban Meyer, Ohio State	1:36 p.m.
Kevin Wilson, Indiana	1:44 p.m.

Parking for Media Availability

Parking will be available on the concourse of Capital One Field at Byrd Stadium. Enter at Gate E, which is located on the North side of Byrd Stadium on Stadium Drive. Turn left and park against the brick walls. The press box in Tyser Tower may be accessed by utilizing elevator 1 on the concourse. The press box is located on the fifth floor.

Credentials

Single-game credential requests should be submitted to Matt Taylor (taylormd@umd.edu) at least one week prior to the home date. Requests should be submitted at <http://www.sportssystem.com/clients/maryland>. For outlets requesting overnight delivery of credentials, please supply the Maryland Media Relations Department with a FedEx account number.

Social Media

Twitter fan feeds for the athletic department (@umterps), the football program (@MarylandPride) and head coach Randy Edsall (@RandyEdsall) are available. Our Facebook home is located at <http://www.facebook.com/marylandterrapinsofficialpage> along with the football program at <http://www.facebook.com/MarylandPride>. On Instagram, you can follow Maryland athletics (/marylandterrapins) and the football program (/MarylandPride) with content also available on YouTube for the athletics department (/marylandathletics) and the football team (/MarylandPrideFB).

collegepressbox.com

Collegepressbox.com is the official media website for NCAA FBS football. Access and download weekly game notes, quotes, statistics, media guides, headshots, logos and more for each conference and its member schools. Login information will be distributed to accredited media or you can apply for a password by sending an e-mail to: password@collegepressbox.com.

USF AT A GLANCE



2014 SCHEDULE

Aug. 30	Western Carolina	W, 36-31
Sept. 6	Maryland	3:30 p.m.
Sept. 13	NC State	3:30 p.m.
Sept. 19	UConn	8 p.m.
Sept. 27	@ Wisconsin	TBA
Oct. 11	East Carolina	TBA
Oct. 18	@ Tulsa	TBA
Oct. 24	@ Cincinnati	7 p.m.
Nov. 1	Houston	TBA
Nov. 15	@ SMU	TBA
Nov. 22	@ Memphis	TBA
Nov. 28	UCF	TBA

2014 STATISTICAL LEADERS

Rushing	No.	Yds.	Avg.	Lg.	TD
Marlon Mack	24	275	11.5	62	4

Passing	C-A-I	Pct.	Yds.	Lg.	TD
Mike White	9-26-1	34.6	181	44	0

Receiving	No.	Yds.	Avg.	Lg.	TD
Rodney Adams	3	67	22.3	33	0
Deonte Welch	3	33	11.0	35	0

Defense	U-A	Total	Sacks	TFL
Jamie Byrd	8-3	11	0.0	1.0
Nigel Harris	7-1	8	0.0	0



RECORD: 1-0, 0-0

Home: 1-0; Away: 0-0
Neutral: 0-0

- USF enters Saturday's contest after a season opening 36-31 win over Western Carolina. The Bulls went 2-10 last season with wins against UConn and Cincinnati.
- True freshman running back Marlon Mack is the biggest threat on the USF offense. The Sarasota native ran for 275 yards and five touchdowns on 24 carries. The rushing total is an American Athletic Conference single-game record. Mack averaged a spectacular 11.5 yards per carry in the game.
- Quarterback Mike White pulls the strings for the Bulls. The sophomore began his 2014 campaign with 181 yards passing after starting five games last season.
- Senior linebacker Reshard Cliett is the leading returning tackler for the Bulls (56). Junior safety Jamie Byrd was the defensive standout in the Bulls' opening contest, racking up 11 tackles and recording an interception against Western Carolina.
- Head coach Willie Taggart is in his second year at the helm at USF. Before his time in Tampa, Taggart led Western Kentucky to its first bowl appearance (Little Caesars Pizza Bowl) in 2012. Taggart also made a two-year stop at Stanford as the running backs coach.

SERIES HISTORY:

Maryland vs. USF

First all-time meeting

MARYLAND-USF CONNECTIONS

- McEachren High School in Powder Springs, Ga., produced two Terps and one Bull. Maryland sophomore wide receiver Amba Etta-Tawo, freshman offensive lineman Jajuan Dulaney and USF sophomore offensive lineman Kofi Amichia all starred for the Indians.
- Maryland senior linebacker Clarence Murphy, senior offensive lineman Jake Wheeler and USF senior linebacker Hans Louis all hail from Hollywood, Fla.
- Maryland junior defensive back Denzel Conyers, USF red-shirt freshman linebacker Auggie Sanchez and sophomore wide receiver Rodney Adams all are from St. Petersburg, Fla.
- USF has one player from the state of Maryland. The Terps boast eight players from Florida.

TALE OF THE TAPE

UMD	CATEGORY	USF
52.0	Scoring Offense	36.0
7.0	Scoring Defense	31.0
285.0	Rushing Offense	294.0
186.0	Passing Offense	191.0
471.0	Total Offense	485.0
161.0	Rushing Defense	80.0
141.0	Passing Defense	374.0
302.0	Total Defense	454.0

LEADERS COMPARISON

CATEGORY	MD	USF
Touchdowns	C. Brown (4)	Mack (5)
Passing Yards	C. Brown (111)	White (181)
Passing Eff.	Rowe (132.7)	Bench (184.0)
Rushing Yards	B. Ross (86)	Mack (275)
Receiving Yards	Diggs (53)	Adams (67)
Receptions	Diggs (5)	Adams/Welch (3)
Tackles	Goree (14)	Byrd (11)
Sacks	Likely (1.0)	4 tied (1.0)
Interceptions	Johnson/Nixon (1)	Byrd (1)
Punting Avg.	Renfro (34.5)	Ciabatti (47.3)
Punt Return Avg.	Likely (35.0)	Dunkley (24.0)
Kickoff Return Avg.	Diggs (59.0)	Dunkley (32.5)
Kicking	Craddock (100.0)	Kloss (100.0)



ON THE OFFENSE

Preseason Honors

Sal Conaboy, OL

Allstate AFCA Good Works Team Nominee
 Rimington Trophy Watch List

Brad Craddock, K

Lou Groza Award Watch List
 Second Team All-Big Ten Athlon
 Second Team All-Big Ten Phil Steele

Yannik Cudjoe-Virgil, LB

Butkus Award Watch List

Stefon Diggs, WR

Biletnikoff Award Watch List
 Maxwell Award Watch List
 Paul Hornung Award Watch List
 Walter Camp Award Watch List
 Second Team All-American Specialist Athlon
 Third Team All-American Offense Phil Steele
 Second Team All-America Specialist Sports Illustrated
 First Team All-Big Ten Offense Athlon
 First Team All-Big Ten Offense Phil Steele
 First Team All-Big Ten Offense Sporting News

Cole Farrand, LB

Lott IMPACT Trophy Watch List
 Third Team All-Big Ten Athlon
 Third Team All-Big Ten Phil Steele

William Likely, DB

First Team All-Big Ten Specialist Athlon
 Third Team All-Big Ten Specialist Phil Steele
 Fourth Team All-Big Ten Defense Phil Steele

Andre Monroe, DL

Third Team All-Big Ten Athlon
 Third Team All-Big Ten Phil Steele

Matt Robinson, LB

Fourth Team All-Big Ten Phil Steele

By The Numbers

2 After totaling a game-high 112 all-purpose yards against James Madison Saturday, wide receiver **Stefon Diggs** ranks second in the nation (FBS) among active players, averaging 153.68 all-purpose yards per game for his career.

2 Wide receiver **Deon Long** hauled in his second career touchdown pass Saturday afternoon. For his career, Long is averaging 15.8 yards per reception, which is the third-highest average on the squad behind **Amba Etta-Tawo** (16.1) and **Stefon Diggs** (16.0).

3 With three rushing touchdowns, **C.J. Brown** increased his career total to 20, which is the ninth-most in school history. Brown has now rushed for three touchdowns in two of the last three games dating back to last season. He rushed for three at NC State (11/30/13) to close the 2013 regular season. It is tied for the sixth-highest single-game output in school history and is the most by a Terrapin quarterback.

5 With three rushing touchdowns against the Dukes, quarterback **C.J. Brown** passed LaMont Jordan and moved into fifth all-time in school history with 41 touchdowns responsible for.

5 **C.J. Brown** rushed for three scores and running backs Brandon Ross and Albert Reid each added another as Maryland rushed for five scores. It is the most by a Terrapin team since the Terps rushed for six against East Carolina in the 2010 Military Bowl (12/29/10).

7 **Stefon Diggs** is seven receptions shy of reaching 100 for his career becoming only the 13th receiver in school history to accomplish that feat.

23 The number of career starts for senior center and Rimington Award candidate **Sal Conaboy**. Conaboy's 23 career starts are the most on the offensive side of the ball. Maryland returns four of its five starters along the offensive line from a season ago.

24 Maryland's 285 yards on the ground against the Dukes was the 24th-best rushing performance in the country (FBS) in week one of the college football season.

26 With 86 yards rushing Saturday, **Brandon Ross** increased his career total to 1,252 moving him into 26th all-time on the Maryland career rushing list. Ross is within 12 yards of passing George Scott for 25th.

3,231 Last season, Maryland eclipsed the 3,000-yard passing mark for the first time since 1994 (3,037). Its mark of 3,231 yards passing is the third-highest total in school history and the most since 1993 (3,823).



Breakin' Down Brown

Quarterback **C.J. Brown** picked up where he left off in 2013 with 172 yards of total offense, while rushing for three scores and throwing for another in just over three quarters of work in Maryland's 52-7 victory over James Madison. For the second time in the Terps' last three games dating back to the 2013 season, Brown rushed for three touchdowns, which is tied for the sixth-highest single-game total in school history and the most for a Terrapin quarterback all-time.

- Brown's three rushing touchdowns and one passing touchdown raised his career total of touchdowns responsible for to 41. It moved him past LaMont Jordan for fifth on Maryland's career list.
- The sixth-year quarterback is averaging 5.39 yards per carry for his career, the sixth-highest average all-time at Maryland.
- With 111 yards passing last weekend, Brown moved into 14th on the all-time passing list with 3,195 yards.
- Brown has seven 100-yard yard rushing performances for his career. That is the highest total among the 105 members of the 2014 Maryland roster. Running back **Brandon Ross** is second on the team with four career 100-yard rushing games.
- Brown rushed for 100-yards or more in four games last season, which tied for the eighth-highest single-season total in school history. Steve Atkins (1978) and Charlie Wysocki (1980) hold the school record with eight 100-yard rushing performances.

In Maryland History...

Rushing

Rushing Yards (QB) - Season	
1. C.J. Brown (Sr.), 2013	576
2. C.J. Brown (So.), 2011	574
3. Mark Manges (Jr.), 1976	448
4. Ben Kinarad (Jr.), 1973	366
5. Shaun Hill (Sr.), 2001	309

Yards Per Carry - Season	
1. Chet Hanulak (Sr.), 1953	9.78
2. Ed Modzelewski (Sr.), 1951	7.38
3. C.J. Brown (So.), 2011	7.27
4. Lu Gambino (Sr.), 1947	7.23
5. Chet Hanulak (Jr.), 1952	6.29

Total Offense

Total Offensive Yards - Season	
1. John Kaleo (Sr.), 1992	3,472
2. Scott Milanovich (So.), 1993	3,437
3. Scott McBrien (Sr.), 2003	2,931
4. C.J. Brown (Sr.), 2013	2,818
5. Scott McBrien (Jr.), 2002	2,781

TDs Responsible For - Career	
1. Scott Milanovich, 1992-95	53
2. Scott McBrien, 2002-03	47
3. Rick Badanjek, 1982-85	44
Boomer Esiason, 1981-83	44
5. C.J. Brown, 2011-	41

Rushing Yards (QB) - Game	
1. C.J. Brown vs. Clemson, 10/15/11	162
2. Dennis O'Hara vs. Wake Forest, 10/4/69	139
3. C.J. Brown vs. NC State, 11/30/13	138
4. Jack Scarbath vs. Georgetown, 10/14/50	132
5. Jamarr Robinson vs. Virginia Tech, 11/14/09	129

100-Yard Rushing Games - Career	
1. LaMont Jordan, 1997-2000	18
2. Charlie Wysocki, 1978-81	17
3. Steve Atkins, 1975-78	15
4. Da'Rel Scott, 2007-10	8
5. C.J. Brown, 2011-	7
Louis Carter, 1972-74	7

TDs Responsible For - Season	
1. Scott Milanovich (So.), 1993	29
2. C.J. Brown (Sr.), 2013	25
Scott McBrien (Sr.), 2003	25
4. Danny O'Brien (Fr.), 2010	24
5. Scott McBrien (Jr.), 2002	22
John Kaleo (Sr.), 1992	22

On The Offense

ROSS LEADS THE WAY

Running back **Brandon Ross** eclipsed the 1,200-yard rushing plateau Saturday with a 86-yard performance against the Dukes along with scoring his sixth career rushing touchdown. Ross now has 1,252 rushing yards in three years at Maryland, which is 26th all-time.

- Ross ranks 19th in school history averaging 4.69 yards per carry.
- Ross is 14 yards shy of moving into 25th on the career rushing list.
- He ranks second on the team with four 100-yard career rushing performances.

ALL-PURPOSE DIGGS

Wide receiver **Stefon Diggs** reemerged as Maryland's top target Saturday after missing the second half of the 2013 season with a leg injury. Diggs hauled in a team-best five receptions for 55 yards in the win and added a 59-yard kick return. Diggs is ranks second among active FBS career leaders in all-purpose yards per game averaging 153.68 yards per game.

- Diggs is seven receptions shy of becoming just the 13th player in school history to record 100 receptions.
- His 1,488 career receiving yards ranks 11th in school history and he is 64 yards shy of moving into the top 10.
- For his career, Diggs is averaging 16.00 yards per reception, which ranks 20th in school history.

Active NCAA Leaders in All-Purpose Yards Per Game

No.	Name, Yr., Pos. (School)	All-Purpose Yds Per Game
1.	Duke Johnson, Jr., RB (Miami)	168.95
2.	Stefon Diggs, Jr., WR (Maryland)	153.68
3.	Marcus Cox, So., RB (Appalachian St.)	142.77
4.	Todd Gurley, Jr., RB (Georgia)	138.72
5.	Tyler Boyd, So., WR (Pittsburgh)	134.50

BROWN RETURNS IN STYLE

Running back **Wes Brown** contributed 81 yards including a team-high 33-yard run to Maryland's 285-yard rushing attack against the Dukes. In his first action since the 2012 season, Brown averaged 6.2 yards per carry. The sophomore back was one of three Maryland rushers to total at least 50 yards on Saturday.

ON THE DEFENSE/SPECIAL TEAMS

GET TO THE QUARTERBACK

Senior **Andre Monroe** anchors one end and is Maryland's active leader in sacks. The product from Upper Marlboro, Md., has 14.5 career sacks after totaling a team-best 9.5 last season, which tied for 21st nationally.

- Monroe's 14.5 sacks ranks just outside Maryland's career charts. He is a half sack shy of tying for 13th all-time on the career list.
- With 9.5 sacks in 2013, Monroe posted the best single-season sack total in school history since Kris Jenkins posted 10.0 sacks in 2000.
- His 24.5 career tackles for loss ranks 16th in school history.

Total Sacks Per Game - NCAA FBS Active Players

No.	Name, Yr., Pos. (School)	Sacks Per Game
1.	Andre Monroe, Sr., DL (Maryland)	0.63
2.	Vic Beasley, Sr., DL (Clemson)	0.61
3.	Cory James, So., LB (Colorado St.)	0.62
4.	Ejoro Ederaine, Jr., LB (Fresno St.)	0.63
5.	Martin Ifedi, Sr., Jr. (Memphis)	0.56

BACK TO RECEIVE THE KICK

Maryland may boast two of the most dangerous returners in the country this season. Against JMU, **Stefon Diggs** returned his only kickoff 55 yards and reached 1,000 career kick return yards in the process (1,053), while **William Likely** returned his only punt 35 yards picking up where he left off last season.

- In 2013, Likely totaled 729 kickoff return yards, the four-best total in school history, besting Diggs by 16 yards.
- After Diggs averaged 28.52 yards per kick return as a freshman, Likely averaged 26.04 yards per return last season, the sixth-best mark in school history.
- Likely averaged 12.81 yards per punt return in 2013 breaking Diggs' freshman record of 10.05.
- Diggs' 1,053 kick return yards ranks eighth in school history.

IT'S GOOD

Junior kicker **Brad Craddock**, a member of the Lou Groza Award watch list, connected on his 32nd career field goal Saturday increasing his career percentage to 76.2, the second-highest in school history.

Highest Field Goal Pct. - Maryland Career

No.	Name (Years)	Pct.
1.	Joe O'Donnell (1994-96)	.778 (28 of 36)
2.	Brad Craddock (2012-)	.762 (32 of 42)
3.	Nick Novak (2001-04)	.748 (80 of 107)
4.	Dan Plocki (1985-88)	.746 (47 of 63)
5.	Dan DeArmas (1988-1991)	.744 (32 of 43)

By The Numbers

1 Saturday was a day of firsts for two members of the Maryland defense. Defensive back **Jeremiah Johnson** intercepted his first career pass, while **William Likely** totaled his first career sack.

1 Defensive lineman **Andre Monroe** leads the nation among returning FBS players averaging 0.63 sacks per game.

2 The Terrapin defense held James Madison to 4-of-19 (21.1 %) on third down on Saturday. That mark was the second best in the Big Ten and the 15th lowest in the country in week one.

9 Maryland enters the weekend tops in the conference and ninth in the country in pass efficiency defense at 64.4 after allowing JMU to only complete (43.2 %) of its passes and totaling two interceptions.

10 In nine non-conference games since the start of the 2012 season, Maryland has held its opponents to average of 13.9 points per game and has held them to 10 points or fewer five times.

10 With a 49-yard field goal late in the first quarter Saturday, kicker **Brad Craddock** nailed his 10th career field from 40 yards or longer. That is the most among all active players in the Big Ten.

14 Linebacker **L.A. Goree** totaled a team-high 14 tackles Saturday, two shy of his career high. Goree is averaging 6.13 tackles for his career, the 36th-highest active total among FBS players.

20 Maryland's defense is one of 20 teams in the country to hold its opening week opponent to seven points or less.

32 Kicker **Brad Craddock** connected on his 32nd career field goal Saturday afternoon. The junior kicker is now tied for seventh in school history with Obi Egekeze (2006-08) and Dan DeArmas (1988-91).

37 The Terps racked up 37 sacks a season ago, a total which ranked 18th in the nation, and was the most by a Maryland defense since totaling 38 in 2002. Maryland returns 67.6 percent (25-of-37) of its sacks from last season.

101 The Terps racked up 101 tackles for loss in 2013. In 13 games, Maryland averaged 7.8 TFL per contest, which ranked eighth nationally.

1,053 **Stefon Diggs** returned one kickoff for 59 yards and now has 1,053 return yards for his career, seventh-most in school history.

2014 SCORING DRIVES

Maryland 2014 Scoring Drives

Opp.	Plays	Yards	TOP	Result	Qrt.	Time	Scoring Play	QB
JMU	6	58	1:47	TD	1	11:43	Brown, C. 11 yd run	Brown, C.
JMU	5	46	1:42	TD	1	8:48	Brown, C. 8 yd run	Brown, C.
JMU	10	50	2:28	FG	1	1:57	Craddock 49 yd FG	Brown, C.
JMU	15	80	6:13	TD	2	6:46	Brown, C. 2 yd run	Brown, C.
JMU	6	41	2:30	TD	3	12:20	Ross, B. 8 yd run	Brown, C.
JMU	1	41	0:08	TD	3	7:55	Long 41 yd rec.	Brown, C.
JMU	7	66	3:07	TD	3	0:10	Goins 2 yd rec.	Rowe
JMU	14	82	6:49	TD	4	4:01	Reid 12 yd run	Rowe



2014 In-Game Honors

Game Captains

Opp.	Offense	Defense	Special Teams
JMU	C.J. Brown	L.A. Goree	Brad Craddock
USF			
WVU			
SYR			
IU			
OSU			
IA			
WIS			
PSU			
MSU			
UM			
RU			

Game Balls

Opp.	Offense	Defense	Special Teams
JMU	10*	L.A. Goree	Sean Davis
USF			
WVU			
SYR			
IU			
OSU			
IA			
WIS			
PSU			
MSU			
UM			
RU			

* Silvano Altamirano, Sal Conaboy, Stefon Diggs, Ryan Doyle, Michael Dunn, Kenneth Goins, Andrew Isaacs, Marcus Leak, Deon Long and Andrew Zeller

Flag Bearers

Opp.	American	Maryland
JMU	Albert Reid	Matt Robinson
USF		
WVU		
SYR		
IU		
OSU		
IA		
WIS		
PSU		
MSU		
UM		
RU		

DEPTH CHART

(as of September 1, 2014)

OFFENSE

WR	6 (d)	Deon Long	6-0	185	Sr.-1V
	84	Amba Etta-Tawo	6-1	200	So.-1V
WR	1	Stefon Diggs	6-0	190	Jr.-2V
	34	Jacquille Veii	5-9	187	So.-1V
WR	82	Marcus Leak	6-0	210	Jr.-1V
	83	Malcolm Culmer	5-11	185	So.-1V
TE	44	Andrew Isaacs	6-2	245	So.-1V
	48	Derrick Hayward	6-5	235	Fr.-RS
	88	P.J. Gallo	6-2	250	So.-1V
T	76	Michael Dunn	6-5	300	So.-1V
	61	Jake Wheeler	6-7	310	Sr.-2V
G	68	Silvano Altamirano	6-2	290	Sr.-SQ
	63	Mike Minter	6-3	300	Fr.-RS
C	65	Sal Conaboy	6-3	295	Sr.-3V
	60	Stephen Grommer	6-4	295	Jr.-SQ
	64	Brendan Moore	6-3	280	Fr.-HS
G	66	Andrew Zeller	6-4	300	Jr.-2V
	60	Stephen Grommer	6-4	295	Jr.-SQ
	79	Maurice Shelton	6-3	290	So.-SQ
T	55	Ryan Doyle	6-4	300	Jr.-1V
	75	Derwin Gray	6-5	300	Fr.-HS
RB	45	Brandon Ross	5-10	210	Jr.-2V
	5	Albert Reid	5-9	207	Jr.-2V
FB	30	Kenneth Goins, Jr.	5-9	233	So.-1V
	49 (d)	Tyler Cierski	5-11	280	Sr.-2V
QB	16	C.J. Brown	6-3	218	Gr.-2V
	7 (d)	Caleb Rowe	6-3	215	Jr.-2V

SPECIALISTS

K	15	Brad Craddock	6-1	185	Jr.-2V
	3 (d)	Adam Greene	5-11	195	Fr.-RS
P	18	Nathan Renfro	6-1	205	Jr.-2V
	38 (d)	Lee Shrader	6-1	180	Fr.-HS
LS	59	Christian Carpenter	5-11	220	So.-1V
	56 (d)	Nate Adams	6-0	220	Fr.-HS

DEFENSE

OLB	40	Matt Robinson	6-3	245	Sr.-3V
	39	Cavon Walker	6-2	240	So.-1V
END	99	Quinton Jefferson	6-3	285	Jr.-2V
	77	Spencer Myers	6-4	275	Sr.-SQ
NOSE	91	Keith Bowers	6-1	285	Sr.-3V
or	97	Darius Kilgo	6-3	310	Sr.-2V
END	93	Andre Monroe	5-11	282	Sr.-2V
	90	Roman Braglio	6-2	265	So.-1V
OLB	51	Yannik Cudjoe-Virgil	6-2	250	Sr.-1V
	7 (d)	Yannick Ngakoue	6-2	250	So.-1V
ILB	47	Cole Farrand	6-3	245	Sr.-3V
	23	Jermaine Carter, Jr.	6-0	240	Fr.-RS
ILB	53	L.A. Goree	6-2	245	Sr.-3V
	35	Alex Twine	6-0	235	Sr.-3V
CB	4 (d)	William Likely	5-7	175	So.-1V
	14	Jeremiah Johnson	5-11	193	Sr.-2V
S	21	Sean Davis	6-1	200	Jr.-2V
	36	Elvis Dannah	6-2	210	Fr.-RS
S	20	Anthony Nixon	6-1	200	Jr.-2V
	22	Zach Dancel	6-0	205	Jr.-1V
CB	27	Alvin Hill	5-11	195	Jr.-1V
	32	Jarrett Ross	5-9	205	So.-1V

PR	4 (d)	William Likely	5-7	175	So.-1V
	1	Stefon Diggs	6-0	190	Jr.-2V
KR	1	Stefon Diggs	6-0	190	Jr.-2V
	4 (d)	William Likely	5-7	175	So.-1V
Holder	29 (d)	Michael Tart	6-2	200	Sr.-1V
	18	Nathan Renfro	6-2	205	Jr.-2V

CAREER START CHART

OFFENSE							
Player	'10	'11	'12	'13	'14	Streak	Career
Altamirano	-	-	0	1	1	1	1
Brown, C.	0	5	0	11	1	6	17
Cierski	-	1	1	0	0	-	2
Conaboy	-	2	7	13	1	15	23
Culmer	-	-	0	4	0	-	4
Diggs	-	-	7	7	1	1	15
Doyle	-	-	-	13	1	14	14
Dunn	-	-	-	13	1	14	14
Etta-Tawo	-	-	-	6	0	-	6
Goins	-	-	-	4	0	-	4
Hills	-	-	7	-	-	-	7
Isaacs	-	-	-	1	1	1	2
Jacobs, L.	-	-	2	4	-	-	6
Jacobs, T.	-	-	-	-	1	1	1
Long	-	-	-	6	1	1	7
Mulrooney	-	-	5	-	-	-	5
Reid	-	-	2	1	0	-	3
Ross, B.	-	-	5	12	1	6	18
Rowe	-	-	1	2	0	-	3
Zeller	-	-	3	4	1	5	8

DEFENSE							
Player	'10	'11	'12	'13	'14	Streak	Career
Bowers	-	11	0	9	0	-	20
Braglio	-	-	-	1	0	-	1
Cudjoe-Virgil	0	0	-	1	-	-	1
Davis	-	-	2	13	1	14	16
Farrand	-	0	11	8	0	-	19
Goree	-	7	3	10	1	5	21
Hendy	-	3	0	3	-	-	6
Hill	-	-	1	2	1	1	4
Jefferson	-	-	0	13	1	14	14
Johnson	-	0	12	1	0	-	13
Kilgo	-	0	11	12	1	12	24
Likely	-	-	-	11	1	11	12
Logan	-	-	-	3	-	-	4
Monroe	-	4	-	4	1	4	9
Ngakoue	-	-	-	0	1	1	1
Nixon	-	-	5	11	1	5	17
Robinson	1	3	5	10	1	6	20
Twine	-	4	5	3	1	2	13

SPECIAL TEAMS

Player	'10	'11	'12	'13	'14	Streak	Career
Carpenter	-	-	-	3	1	4	4
Craddock	-	-	12	13	1	26	26
Renfro	-	-	12	13	1	26	26
Tart	-	0	-	13	1	14	14

PROJECTED STARTERS: OFFENSE


WR
6



DEON LONG • 6-0 • 185 • SR.-1V

- Caught Maryland's first touchdown reception of the season, a 41-yard strike from C.J. Brown. His second touchdown catch of his career.
- Averaging 15.8 yards per reception for his career.

WR
1



STEFON DIGGS • 6-0 • 190 • JR.-2V

- Hauled in a game-high five receptions for 55 yards against JMU.
- Ranks 11th in school history with 2,920 all-purpose yards.
- Is on the watch list for the Biletnikoff, Maxwell, Hornung and Walter Camp Awards.

WR
82



MARCUS LEAK • 6-0 • 210 • JR.-1V

- Had two receptions for 17 yards in the opener.
- In 2012, finished second on the team with 23 receptions for 393 yards.
- Averaged 17.1 yards per catch in 2012.

TE
44



ANDREW ISAACS • 6-2 • 245 • SO.-1V

- Made his second career start against JMU.
- Received offensive game ball for his efforts in helping Maryland rush for 285 yards.

T
76



MICHAEL DUNN • 6-5 • 300 • SO.-1V

- Made his 14th consecutive start Saturday and received a game ball by paving the way for 285 yards rushing for the Terps.
- Earned a scholarship after joining the team out of high school as a preferred walk-on.

G
68



SILVANO ALTAMIRANO • 6-2 • 290 • SR.-SQ

- Made his first career start in a Maryland uniform Saturday and received a game ball for his efforts in Maryland's 285-yard rushing performance.
- Played at San Diego Mesa College for two seasons before joining the Terps in 2013.

C
65



SAL CONABOY • 6-3 • 295 • SR.-3V

- Has started 23 career games, the most on the offensive side of the ball, and started 15 consecutive games.
- Is a Rimington Troughy Watch List member.

G
66



ANDREW ZELLER • 6-4 • 300 • JR.-2V

- Earned his fifth consecutive start and eighth of his career against the Dukes.
- Opened holes for quarterback C.J. Brown and the Maryland running backs allowing them to rush for 285 yards to earn himself a game ball.

T
55



RYAN DOYLE • 6-4 • 300 • JR.-1V

- Made his 14th consecutive start.
- Vital in the Terps' 285-yard rushing performance against JMU. Earned an offensive game ball.

RB
45



BRANDON ROSS • 5-10 • 210 • JR.-2V

- Led the Terps with 86 yards rushing and scored his sixth career rushing touchdown against the Dukes.
- Is 12 yards shy of moving into 25th all-time on Maryland's career rushing list (1,264).

FB
30



KENNETH GOINS • 5-9 • 233 • SO.-1V

- Had three carries for 31 yards and two receptions including a his second career touchdown catch.
- Averaging 10.3 yards per carry.

QB
16



C.J. BROWN • 6-3 • 218 • GR.-2V

- Rushed for three touchdowns against JMU, tied for the sixth-highest single-game total in school history.
- Has 20 career rushing touchdowns, which ranked ninth in school history.
- Is fifth in school history in TDs responsible for (41).

NOTABLES

QB
7



CALEB ROWE • JR.

- Appeared against JMU and threw for 75 yards and a score.
- Has thrown for 1,354 career yards and eight TDs.

RB
4



WES BROWN • SO.

- Rushed for 81 yards against JMU.
- Averaged 6.2 yards per carry.

RB
5



ALBERT REID • JR.

- Carried the ball for 23 yards and a score against JMU.
- Has played in 25 career games with 409 rushing yards.

WR
84



AMBA ETTA-TAWO • SO.

- Caught 31 ball for 500 yards last season with two touchdowns.
- Averaged 16.1 yards per catch in 2013.

PROJECTED STARTERS: DEFENSE

OLB
40



MATT ROBINSON • 6-3 • 245 • SR.-3V
 • Made six stops against JMU and broke up one pass attempt.
 • Totaled 73 tackles and 10.0 TFL in 2013.

END
99



QUINTON JEFFERSON • 6-3 • 285 • JR.-2V
 • Started 13 games last season and posted 47 tackles, 3.0 sacks and 7.5 TFL.
 • Has appeared in 23 career games.
 • Had two assisted tackles last weekend.

NOSE
91



KEITH BOWERS • 6-1 • 285 • SR.-3V
 • Made three tackles against the Dukes.
 • Totaled 32 tackles a year ago in 13 games.
 • Has 82 career tackles, 8.0 TFL and 3.0 sacks.

OR
NOSE
97



DARIUS KILGO • 6-3 • 310 • SR.-2V
 • Leads the defense with 24 career starts. Made 37 stops a year ago with 6.5 TFL and 2.0 sacks.
 • Has 87 career tackles with 12.0 TFL and 3.5 sacks.

END
93



ANDRE MONROE • 5-11 • 282 • SR.-2V
 • Led the team in sacks (9.5) and TFL (17.0) in 2013.
 • Has 14.5 career sacks, which is 0.5 shy of 13th in school history.

OLB
51



YANNIK CUDJOE-VIRGIL • 6-2 • 250 • SR.-1V
 • Totaled 3.5 TFL and 3.0 sacks before his season was cut short due to injury after six games in 2013.
 • Is a Butkus Award Watch List member.

ILB
47



COLE FARRAND • 6-3 • 245 • SR.-3V
 • Ranked second on the team in tackles with 84 in 2013 averaging 7.6 per game.
 • Was a honorable mention All-ACC honoree.
 • Racked up a career-best 23 tackles against Clemson last season.

ILB
53



L.A. GOREE • 6-2 • 245 • SR.-3V
 • Totaled a team-high 14 tackles against JMU, two shy of his career high.
 • Ranked third on the team in tackles with 76 with 4.5 TFL in 2013.
 • Has started 21 career games, which is tied for the second-highest total on defense.

CB
4



WILLIAM LIKELY • 5-7 • 175 • SO.-1V
 • Had four tackles last weekend including his first career sack and a pass breakup.
 • Ranked fifth on the team in tackles (70) and led the squad with six pass breakups last season..

S
21



SEAN DAVIS • 6-1 • 200 • JR.-2V
 • Had 10 stops against the Dukes.
 • Led the team in tackles with 102 and also picked off three passes in 2013.
 • First defensive back in school history to lead the team in tackles.

S
20



ANTHONY NIXON • 6-1 • 200 • JR.-2V
 • Picked off his second career pass last weekend.
 • Had 60 tackles including a sack last season.
 • Recorded his first career sack in 2013.

CB
27



ALVIN HILL • 5-11 • 195 • JR.-1V
 • Started his third career game Saturday and totaled two tackles and a pass breakup.
 • Started two games a season ago and appeared in 12.
 • Tallied 24 tackles and two pass breakups in 2013.

NOTABLES

OLB
7



YANNICK NGAKOUÉ • SO.

- Had five tackles in the season opener.
- Appeared in all 13 games a season ago.
- Of his 10 tackles, 4.5 went for a loss with 2.0 sacks.

CB
14



JEREMIAH JOHNSON • SR.

- Picked off his first career pass Saturday.
- Missed 10 games last season with a foot injury.
- Has 51 career tackles and nine pass breakups.

ILB
35



ALEX TWINE • SR.

- Started Saturday and totaled seven tackles with a forced fumble.
- Had 49 tackles in 2013 after appearing in 11 games with 2.5 TFL.
- Has 118 career tackles with 9.0 TFL.

SPECIAL TEAMS

K
15



BRAD CRADDOCK
6-0 • 185 • JR.-2V
 • Is a member of the Lou Groza Award Watch List.
 • Has 32 career FGs.

P
18



NATHAN RENFRO
6-1 • 205 • JR.-2V
 • Averaged 34.5 yards per punt and dropped five inside the 20-yard line against JMU.

KR
1



STEFAN DIGGS
6-0 • 190 • JR.-2V
 • Returned one kickoff for 59 yards and now has 1,053 return yards for his career.

KR
4



WILLIAM LIKELY
5-7 • 175 • SO.-1V
 • Averaged 26.0 yards per kick return in 2013.

PR
4



WILLIAM LIKELY
5-7 • 175 • SO.-1V
 • Set a Maryland freshman record averaging 12.81 yards per return last season.

NUMERICAL ROSTER

No.	Name	Pos.	Ht.	Wt.	Cl.	Exp.	Hometown (High School/Last School)
1	Stefon Diggs	WR	6-0	190	Jr.	2V	Gaithersburg, Md. (Good Counsel HS)
2 (d)	Shane Cockerille	QB	6-2	215	Fr.	RS	Baltimore, Md. (Gilman School)
2 (d)	Milan Collins	DB	6-1	207	Fr.	RS	LaPlata, Md. (Bishop McNamara HS)
3 (d)	Milan Barry-Pollock	DB	5-11	195	So.	SQ	Baltimore, Md. (Eastern Technical HS)
3 (d)	Adam Greene	PK	5-11	195	Fr.	RS	Arnold, Md. (Broadneck HS)
4 (d)	Wes Brown	RB	6-0	210	So.	1V	Baltimore, Md. (Good Counsel HS)
4 (d)	William Likely	DB	5-7	175	So.	1V	Belle Glade, Fla. (Glades Central HS)
5	Albert Reid	RB	5-9	207	Jr.	2V	Washington, D.C. (Friendship Collegiate Academy)
6 (d)	Deon Long	WR	6-0	185	Sr.	1V	Washington, D.C. (Dunbar HS/Iowa Western)
6 (d)	Zac Morton	RB	5-10	175	Fr.	HS	Bethesda, Md. (Whitman HS)
7 (d)	Yannick Ngakoue	LB	6-2	250	So.	1V	Bowie, Md. (Friendship Collegiate)
7 (d)	Caleb Rowe	QB	6-3	215	Jr.	2V	Landrum, S.C. (Blue Ridge HS)
8	Levern Jacobs	WR	5-11	180	Jr.	2V	Temple Hills, Md. (Suitland HS/Milford Academy)
9	Tyler Burke	LB	6-3	240	Fr.	HS	Coatesville, Pa. (Coatesville HS)
10	Will Ulmer	WR	6-0	190	Fr.	HS	Laurel, Md. (St. John's College HS)
11 (d)	Denzel Conyers	DB	6-3	210	Jr.	TR	St. Petersburg, Fla. (Boca Ciega HS/Butte College)
11 (d)	Perry Hills	QB	6-2	215	So.	RS	Pittsburgh, Pa. (Central Catholic HS)
12	Taivon Jacobs	WR	5-9	160	Fr.	RS	Camp Spring, Md. (Suitland HS)
13	DeAndre Lane	WR	5-7	175	So.	SQ	Catonsville, Md. (Catonsville Senior HS)
14	Jeremiah Johnson	DB	5-11	193	Sr.	2V	Forestville, Md. (Suitland HS)
15	Brad Craddock	PK/P	6-0	185	Jr.	2V	Adelaide, Australia (Tabor Christian College)
16	C.J. Brown	QB	6-3	218	Gr.	2V	Cranberry Twp., Pa. (Seneca Valley HS)
17	Josh Woods	DB	6-1	190	Fr.	HS	Baltimore, Md. (McDonogh School)
18	Nathan Renfro	P/PK	6-1	205	Jr.	2V	Brentwood, Tenn. (Brentwood Academy)
19	A.J. Hendy	DB	6-0	200	Sr.	3V	Bowie, Md. (Bowie HS)
20	Anthony Nixon	DB	6-1	200	Jr.	2V	Pittsburgh, Pa. (Central Catholic HS)
21	Sean Davis	DB	6-1	200	Jr.	2V	Washington, D.C. (Maret School)
22	Zach Dancel	DB	6-0	205	Jr.	1V	Ellicott City, Md. (Good Counsel HS/New Mexico)
23	Jermaine Carter, Jr.	LB	6-0	240	Fr.	RS	Fort Washington, Md. (Friendship Collegiate)
24 (d)	Daniel Ezeagwu	DB	6-0	205	Fr.	HS	Stafford, Va. (Colonial Forge HS)
24 (d)	J.T. Ventura	DB	6-1	200	Fr.	RS	Hollidaysburg, Pa. (Hollidaysburg Area HS)
25	Antwaine Carter	DB	6-1	180	Fr.	HS	Waldorf, Md. (Westlake HS)
26	Undray Clark	DB	5-9	195	Jr.	SQ	Miami, Fla. (Felix Varela HS)
27	Alvin Hill	DB	5-11	195	Jr.	1V	Locaust Grove, Ga. (Luella HS)
29 (d)	Joe Riddle	RB	6-0	210	So.	1V	Frederick, Md. (Linganore HS)
29 (d)	Michael Tart	PK/P	6-2	200	Sr.	1V	Charlotte, N.C. (Mallard Creek HS)
30	Kenneth Goins, Jr.	RB	5-9	233	So.	1V	Baltimore, Md. (Gilman School)
31	Nnamdi Egbuaba	LB	6-0	216	Fr.	HS	Baltimore, Md. (St. Frances Academy)
32	Jarrett Ross	DB	5-9	205	So.	1V	Newark, Del. (Charter School of Wilmington)
33 (d)	Andrew Stefanelli	RB	5-10	230	So.	SQ	Rockville, Md. (Good Counsel HS/Temple)
33 (d)	Michael Washington	DB	5-9	180	Sr.	SQ	Capitol Heights, Md. (DeMatha Catholic HS)
34	Jacquille Veii	WR	5-9	187	So.	1V	Gaithersburg, Md. (The Avalon School)
35	Alex Twine	LB	6-0	235	Sr.	3V	Gaithersburg, Md. (Quince Orchard HS)
36	Elvis Dennah	DB	6-2	210	Fr.	RS	Lanham, Md. (Annapolis Area Christian School)
37	Avery Thompson	LB	6-2	230	Jr.	2V	Chesapeake, Va. (Grassfield HS)
38 (d)	Rashid Conteh	DB	5-11	185	Sr.	1V	Alexandria, Va. (Williams HS/Oklahoma State)
38 (d)	Lee Shrader	P	6-1	180	Fr.	HS	Newport News, Va. (Warwick HS)
39	Cavon Walker	LB	6-2	240	So.	1V	Washington, D.C. (Friendship Collegiate)
40	Matt Robinson	LB	6-3	245	Sr.	3V	Columbia, Md. (Atholton HS)
41	Jesse Aniebonam	LB	6-3	240	Fr.	HS	Silver Spring, Md. (Good Counsel HS)
42 (d)	Brock Dean	LB	6-0	225	So.	SQ	Harrisburg, Pa. (Bishop McDevitt HS)
42 (d)	Tehuti Miles	RB	5-10	205	So.	SQ	Hammonton, N.J. (Hammonton HS)
43	Jalen Brooks	LB	6-1	230	Fr.	RS	Suwanee, Ga. (Gwinnett HS)
44	Andrew Isaacs	TE	6-2	245	So.	1V	Manchester, Conn. (Manchester HS)
45	Brandon Ross	RB	5-10	210	Jr.	1V	Newark, Del. (Charter School of Wilmington)
46	Abner Logan	LB	6-1	240	So.	1V	Cambridge, Mass. (Dexter School)
47	Cole Farrand	LB	6-3	245	Sr.	3V	Green Pond, N.J. (Pope John XXIII HS)
48	Derrick Hayward	TE	6-5	235	Fr.	RS	Salisbury, Md. (Wicomico HS)
49 (d)	Tyler Cierski	RB	5-11	280	Sr.	2V	Dacula, Ga. (Mill Creek HS)
49 (d)	Ruben Franco	DL	6-5	260	So.	RS	Montgomery, Texas (Montgomery HS)
50	Evan Mulrooney	OL	6-4	295	Jr.	2V	Wilmington, Del. (Salesianum HS)
51	Yannik Cudjoe-Virgil	LB	6-2	250	Sr.	1V	Baltimore, Md. (Towson HS/Seton Hill University)
52	Malik Jones	DL	6-4	265	Fr.	RS	Baltimore, Md. (Paul L. Dunbar HS)

ALPHABETICAL ROSTER

No.	Name	Pos.
80	Adams, Daniel	WR
56 (d)	Adams, Nate	LS
73	Agarwa, Banks	OL
68	Altamirano, Silvano	OL
41	Aniebonam, Jesse	LB
3 (d)	Barry-Pollock, Milan	DB
91	Bowers, Keith	DL
90	Braglio, Roman	DL
43	Brooks, Jalen	LB
16	Brown, C.J.	QB
4 (d)	Brown, Wes	RB
9	Burke, Tyler	LB
92	Burkett, Chandler	LB
59	Carpenter, Christian	LS
25	Carter, Antwaine	DB
23	Carter, Jr., Jermaine	LB
70	Christie, Sean	OL
49 (d)	Cierski, Tyler	RB
26	Clark, Undray	DB
2 (d)	Cockerille, Shane	QB
2 (d)	Collins, Milan	DB
65	Conaboy, Sal	OL
38 (d)	Conteh, Rashid	DB
11 (d)	Conyers, Denzel	DB
15	Craddock, Brad	PK/P
51	Cudjoe-Virgil, Yannik	LB
83	Culmer, Malcolm	WR
22	Dancel, Zach	DB
21	Davis, Sean	DB
42 (d)	Dean, Brock	LB
36	Dennah, Elvis	DB
1	Diggs, Stefon	WR
55	Doyle, Ryan	OL
54	Dulaney, JaJuan	OL
76	Dunn, Michael	OL
31	Egbuaba, Nnamdi	LB
84	Etta-Tawo, Amba	WR
24 (d)	Ezeagwu, Daniel	DB
47	Farrand, Cole	LB
49 (d)	Franco, Ruben	DL
88	Gallo, P.J.	TE
56 (d)	Gillespie, Matt	LB
30	Goins, Jr., Kenneth	RB
53	Goree, L.A.	LB
86	Gray, Andrew	TE
75	Gray, Derwin	OL
3 (d)	Greene, Adam	PK
60	Grommer, Stephen	OL
48	Hayward, Derrick	TE
19	Hendy, A.J.	DB
27	Hill, Alvin	DB
11 (d)	Hills, Perry	QB
44	Isaacs, Andrew	TE
8	Jacobs, Levern	WR
12	Jacobs, Taivon	WR
99	Jefferson, Quinton	DL
14	Johnson, Jeremiah	DB
52	Jones, Malik	DL
97	Kilgo, Darius	DL
96	Kulka, Brett	DL
13	Lane, DeAndre	WR
82	Leak, Marcus	WR
4 (d)	Likely, William	DB

2014 MARYLAND FOOTBALL

No.	Name	Pos.	No.	Name	Pos.	Ht.	Wt.	Cl.	Exp.	Hometown (High School/Last School)
46	Logan, Abner	LB	53	L.A. Goree	LB	6-2	245	Sr.	3V	Bowie, Md. (C.H. Flowers HS/Fork Union Military Academy)
6 (d)	Long, Deon	WR	54	Jajuan Dulaney	OL	6-2	295	Fr.	RS	Powder Springs, Ga. (McEachern HS)
69	Marchese, Joe	OL	55	Ryan Doyle	OL	6-4	300	Jr.	1V	Wake Forest, N.C. (Wake Forest-Rolesville HS)
87	McMahon, Brian	TE	56 (d)	Nate Adams	LS	6-2	220	Fr.	HS	Phoenix, Ariz. (Greenway HS)
42 (d)	Miles, Tehuti	RB	56 (d)	Matt Gillespie	LB	6-1	240	Fr.	HS	Towson, Md. (Loyola Blakefield)
63	Minter, Mike	OL	57	Kingsley Opara	DL	6-3	290	Fr.	RS	Jacksonville, Fla. (Mandarin HS)
93	Monroe, Andre	DL	58	Damian Prince	OL	6-3	320	Fr.	HS	Washington, D.C. (Bishop McNamara HS)
64	Moore, Brendan	OL	59	Christian Carpenter	LS	5-11	220	So.	1V	Brentwood, Tenn. (Brentwood Academy)
6 (d)	Morton, Zac	RB	60	Stephen Grommer	OL	6-4	295	Jr.	SQ	Spartanburg, S.C. (Spartanburg HS)
50	Mulrooney, Evan	OL	61	Jake Wheeler	OL	6-7	310	Sr.	2V	Hollywood, Fla. (American Heritage HS)
98	Murphy, Clarence	LB	63	Mike Minter	OL	6-3	300	Fr.	RS	Severna Park, Md. (Severna Park HS)
77	Myers, Spencer	DL	64	Brendan Moore	OL	6-3	280	Fr.	HS	Austin, Texas (Westwood HS)
7 (d)	Ngakoue, Yannick	LB	65	Sal Conaboy	OL	6-3	295	Sr.	3V	Clarks Summit, Pa. (Abington Heights HS)
20	Nixon, Anthony	DB	66	Andrew Zeller	OL	6-4	300	Jr.	2V	Red Lion, Pa. (Red Lion Senior HS)
57	Opara, Kingsley	DL	67	David Shaw	DL	6-4	290	Fr.	HS	Spring Grove, Pa. (Spring Grove HS)
58	Prince, Damian	OL	68	Silvano Altamirano	OL	6-2	290	Sr.	SQ	San Diego, Calif. (Mt. Carmel HS/San Diego Mesa College)
5	Reid, Albert	RB	69	Joe Marchese	OL	6-3	275	Fr.	RS	Vernon Hills, Ill. (Adlai E. Stevenson HS)
18	Renfro, Nathan	P/PK	70	Sean Christie	OL	6-4	310	Fr.	HS	Medford, N.Y. (Patchogue-Medford HS)
29 (d)	Riddle, Joe	RB	71	Michael Schmitt	OL	6-3	245	Sr.	SQ	Bel Air, Md. (Bel Air HS)
40	Robinson, Matt	LB	73	Banks Agarwa	OL	6-5	235	Fr.	HS	Greenbelt, Md. (Eleanor Roosevelt HS)
89	Roca, Eric	TE	75	Derwin Gray	OL	6-5	300	Fr.	HS	Washington, D.C. (Friendship Collegiate/Fork Union Military Academy)
45	Ross, Brandon	RB	76	Michael Dunn	OL	6-5	300	So.	1V	Bethesda, Md. (Whitman HS)
32	Ross, Jarrett	DB	77	Spencer Myers	DL	6-4	275	Sr.	SQ	Selinsgrove, Pa. (Selinsgrove HS)
7 (d)	Rowe, Caleb	QB	78	Ty Tucker	DL	6-2	260	So.	SQ	Walkersville, Md. (Walkersville HS)
71	Schmit, Michael	OL	79	Maurice Shelton	OL	6-3	290	So.	SQ	Greenbelt, Md. (Eleanor Roosevelt HS)
67	Shaw, David	DL	80	Daniel Adams	WR	6-2	210	Jr.	SQ	Washington, D.C. (Northwestern HS/New Mexico)
79	Shelton, Maurice	OL	81	Juwann Winfree	WR	6-2	195	Fr.	HS	Englewood, N.J. (Dwight Morrow HS)
38 (d)	Shrader, Lee	P	82	Marcus Leak	WR	6-0	210	Jr.	1V	Charlotte, N.C. (Parkwood HS)
33 (d)	Stefanelli, Andrew	RB	83	Malcolm Culmer	WR	5-11	185	So.	1V	Willingboro, N.J. (Willingboro HS)
29 (d)	Tart, Michael	PK/P	84	Amba Etta-Tawo	WR	6-1	200	So.	1V	Powder Springs, Ga. (McEachern HS)
37	Thompson, Avery	LB	86	Andrew Gray	TE	6-2	235	Fr.	HS	Chardon, Ohio (Chardon HS)
78	Tucker, Ty	DL	87	Brian McMahon	TE	6-3	240	So.	SQ	Columbia, Md. (Atholton HS)
35	Twine, Alex	LB	88	P.J. Gallo	TE	6-2	250	So.	1V	Holland, Pa. (Council Rock HS South)
95	Ukandu, Azubuike	DL	89	Eric Roca	TE	6-2	240	Fr.	RS	San Juan, Puerto Rico (St. John's School)
10	Ulmer, Will	WR	90	Roman Braglio	DL	6-2	265	So.	1V	Owings Mills, Md. (McDonogh HS)
34	Veii, Jacquille	WR	91	Keith Bowers	DL	6-1	285	Sr.	3V	West Palm Beach, Fla. (T. Dwyer HS)
24 (d)	Ventura, J.T.	DB	92	Chandler Burkett	LB	6-3	240	Fr.	RS	Panama City, Fla. (Bozeman HS)
39	Walker, Cavon	LB	93	Andre Monroe	DL	5-11	282	Sr.	2V	Upper Marlboro, Md. (St. John's College HS)
33 (d)	Washington, Michael	DB	95	Azubuike Ukandu	DL	6-0	300	So.	SQ	Towson, Md. (Towson HS)
61	Wheeler, Jake	OL	96	Brett Kulka	DL	6-4	240	Fr.	HS	Edinboro, Pa. (General McLane HS)
81	Winfree, Juwann	WR	97	Darius Kilgo	DL	6-3	310	Sr.	2V	Charlotte, N.C. (Weddington HS)
17	Woods, Josh	DB	98	Clarence Murphy	LB	6-2	250	Sr.	SQ	Hollywood, Fla. (Hollywood Hills HS)
66	Zeller, Andrew	OL	99	Quinton Jefferson	DL	6-3	285	Jr.	2V	Pittsburgh, Pa. (Woodland Hills HS)

Key: (d) indicates duplicate number; RS indicates redshirted in 2013; SQ indicates has been eligible to play at least one season, but has not earned a letter; HS indicates high school; TR indicates transfer

Pronunciation Guide

Player	Pronunciation	Player	Pronunciation	Coach	Pronunciation
Silvano Altamirano	all-TA-muh-rah-no	Daniel Ezeagwu	EZZ-a-gow-wu	Greg Studrawa	STU-draw-uh
Jesse Aniebonam	ANN-e-bon-um	Cole Farrand	faa-RAND		
Antwaine Carter	Antoine	L.A. Goree	GORE-ee		
Tyler Cierski	SEAR-ski	Yannick Ngakoue	IN-gah-kway		
Undray Clark	UN-dray	Kingsley Opara	O-par-ah		
Rashid Conteh	con-TEE	Azubuike Ukandu	oz-ah-BOO-key u-CAN-do		
Nnamdi Egbuaba	e-GUA-ba	Jacquille Veii	ja-KEEL VAY		
Amba Etta-Tawo	AUM-buh eh-TA TAH-wa	Cavon Walker	SAY-von		



RANDY EDSALL

Head Coach

Syracuse '80 • Fourth Year at Maryland

Randy Edsall enters his fourth season as head football coach at the University of Maryland, leading a program that continues to make great strides both on and off the field.

Edsall was named the 34th coach in Maryland football history in January 2011. Since taking over, Edsall and his staff have placed a strong emphasis on recruiting the local Maryland/Washington, D.C. market, which is heavily recruited by schools across the nation and is considered a football hotbed. The result of this focus was the signing of 63 athletes, 33 from the area, since 2012. Edsall and his staff have recruited classes ranked in the top 35 nationally by Rivals.com in two of the last three years, including the 31st overall in 2013.

"Randy Edsall is an excellent football coach. He teaches and believes in the physical nature of the game. He is a great recruiter and his success at Connecticut earned his program compliments and recognition from college football's finest coaches. Randy is a very positive thinking person, and perhaps his greatest attribute is his persistence. He will persevere and he will win at Maryland and he will do it the right way!"
- Tom Coughlin, NY Giants head coach

In addition, under Edsall's command the football program's Athletic Progress Rate (APR) has reached all-time highs. The football team's APR, which measures eligibility and retention, increased its multi-year score from 922 (2009-2010) to 950 (2012-2013) and its single-year score from 905 to 977. Both of which are program bests since the APR's inception in 2003.

The Maryland program continued its ascent in 2013 totaling seven victories and earning its first bowl appearance since 2010 (2013 Military Bowl). Offensively, the Terps passed for over 3,000 yards for only the fourth time in program history and the first time since 1994. Additionally, Maryland totaled over 500 yards of offense in its first three games, the first time that has happened since 1983.

On the defensive side of the ball, the Terps attacked opposing offenses and tied for third in the ACC in sacks (37) and averaged 2.85 sacks per game, tied for the 18th most in the nation. The unit also excelled on third down holding opponents to a 34.2 conversion rate, which was the 21st-best mark nationally.

Prior to coming to College Park, Edsall, a native of nearby Glen Rock, Pa, spent 12 seasons coaching the University of Connecticut Huskies where he took the program from FCS (formerly I-AA) to five bowl games, including a BCS bowl. The 2010 Big East Coach of the Year led the Huskies to a 33-19 record over his last four seasons there, including two bowl victories with his leadership resulting in UConn being the first program ever to go from FBS newcomer to BCS bowl participant in just seven seasons.

Edsall departed UConn as the school's all-time leader in career wins (74) and most games coached (144). He was a two-time recipient of the prestigious Bowl Championship Division Head Coach of the Year in New England by the Gridiron Club of Greater Boston (2007, 2010).

During his tenure at UConn, the Huskies finished in the top-20 nationally for total offense twice (2003, 2004) and total defense three

times (2002, 2005, 2008). Under Edsall's guidance Connecticut defeated teams from the ACC, Big Ten, Big East, Big 12, Conference USA and the SEC.

In 2007, as Edsall continued to grow the program to prominence, the Huskies earned their first-ever national rankings peaking at No. 13 in the BCS standings in November. That year, they became just the second Big East team ever to go 7-0 at home and defeat three teams at home that were ranked in the top-10 during the season.

Off the field, just as he is doing at Maryland, Edsall's teams were strong in the classroom as well. In 2007, 2008 and 2009, UConn was recognized by the American Football Coaches Association for its high graduation rate. In 2003, UConn was the only public Division I-A school to graduate at least 90 percent of its football players and in 2005, it was one of only eight schools to both graduate 70 percent and win a bowl game.

When Edsall was named the head coach at Connecticut on December 21, 1998 he brought 19 years of coaching experience with him. He earned the job at Connecticut after a year as the defensive coordinator at Georgia Tech where the 14th-ranked Yellow Jackets went 9-2.

Prior to his season at Georgia Tech, Edsall spent three seasons under two-time Super Bowl Champion coach Tom Coughlin as the secondary coach for the NFL's Jacksonville Jaguars. During his time in Jacksonville, the expansion Jaguars reached the playoffs twice, including a berth in the 1996 AFC Championship Game.

Edsall began his coaching career in 1980 at his alma mater, Syracuse University. The former quarterback at Syracuse started as a graduate assistant (1980-82) before joining the staff in 1983 overseeing the running backs under head coach Dick MacPherson. Edsall oversaw the running backs for three years (1983-84 and 1986) and oversaw the tight ends in 1985 before making the switch to defense.

He coached the Syracuse defensive backs from 1987-90 and during that time the Orangemen were ranked among the Division I-A leaders in pass defense. After the 1990 season, Tom Coughlin, then coach of Boston College, hired Edsall to coach the defensive backs at BC.

Edsall was a three-year letter winner in football, basketball and baseball at Susquehannock High School (Pa.) and was an all-state selection in all three sports as a senior, which led to induction into the York Area Sports Hall of Fame.

At Syracuse, he earned a bachelor's degree in physical education in 1980 and a master's degree in health and physical education in 1982.

Edsall and his wife, Eileen met at Syracuse University where she was a basketball and volleyball standout who was later inducted into the Syracuse University Hall of Fame. They have a daughter, Alexi and a son, Corey.

The Edsall File

Full Name	Randy Douglas Edsall
Date of Birth	August 27, 1958
Hometown	Glen Rock, Pa.
Alma Mater	Syracuse, '80
Family	Wife, Eileen; ... Daughter, Alexi; Son, Corey
Playing Experience	Quarterback at Syracuse
Years in Coaching (College)	35 (31)

Coaching Experience

Maryland

2011- Head Coach

Connecticut

1999-2010 Head Coach

Georgia Tech

1998 Assistant Coach - Defensive Coordinator/Defensive Backs

Jacksonville Jaguars (NFL)

1994-97 Assistant Coach - Defensive Backs

Boston College

1991-93 Assistant Coach - Defensive Backs

Syracuse

1989-90	Assistant Coach - Recruiting Coordinator/Defensive Backs
1987-88	Assistant Coach - Defensive Backs
1986	Assistant Coach - Running Backs
1985	Assistant Coach - Tight Ends
1983-84	Assistant Coach - Running Backs
1980-82	Graduate Assistant

THE BIG TEN CONFERENCE 2014 STANDINGS

EAST DIVISION	BIG TEN						OVERALL						Nu	Div.	Streak
	W	L	For	Opp	Hm	Rd	W	L	For	Opp	Hm	Rd			
Maryland	0	0	0	0	0-0	0-0	1	0	52	7	1-0	0-0	0-0	0-0	W1
Michigan	0	0	0	0	0-0	0-0	1	0	52	14	1-0	0-0	0-0	0-0	W1
Michigan State	0	0	0	0	0-0	0-0	1	0	45	7	1-0	0-0	0-0	0-0	W1
Rutgers	0	0	0	0	0-0	0-0	1	0	41	38	0-0	1-0	0-0	0-0	W1
Ohio State	0	0	0	0	0-0	0-0	1	0	34	17	0-0	0-0	1-0	0-0	W1
Indiana	0	0	0	0	0-0	0-0	1	0	28	10	1-0	0-0	0-0	0-0	W1
Penn State	0	0	0	0	0-0	0-0	1	0	26	24	0-0	0-0	1-0	0-0	W1

WEST DIVISION	W	L	For	Opp	Hm	Rd	W	L	For	Opp	Hm	Rd	Nu	Div.	Streak
Nebraska	0	0	0	0	0-0	0-0	1	0	55	7	1-0	0-0	0-0	0-0	W1
Purdue	0	0	0	0	0-0	0-0	1	0	43	34	1-0	0-0	0-0	0-0	W1
Minnesota	0	0	0	0	0-0	0-0	1	0	42	20	1-0	0-0	0-0	0-0	W1
Iowa	0	0	0	0	0-0	0-0	1	0	31	23	1-0	0-0	0-0	0-0	W1
Illinois	0	0	0	0	0-0	0-0	1	0	28	17	1-0	0-0	0-0	0-0	W1
Wisconsin	0	0	0	0	0-0	0-0	0	1	24	28	0-0	0-0	0-1	0-0	L1
Northwestern	0	0	0	0	0-0	0-0	0	1	24	31	0-1	0-0	0-0	0-0	L1



THIS WEEK IN THE BIG TEN

WEEK 2 SCHEDULE.

Saturday, September 6

Western Kentucky vs. Illinois (BTN)	Noon
McNeese State at Nebraska (ESPNU)	Noon
Akron at Penn State (ABC/ESPN3)	Noon
Central Michigan at Purdue (ESPNews)	Noon
Howard at Rutgers (BTN)	Noon
Western Illinois at Wisconsin (BTN)	Noon
Ball State at Iowa (ESPN2)	3:30 p.m.
Middle Tennessee at Minnesota (BTN)	3:30 p.m.
Maryland at South Florida (CBSSN)	3:30 p.m.
Northern Illinois at Northwestern (BTN)	3:30 p.m.
Michigan State at Oregon (FOX)	6:30 p.m.
Michigan at Notre Dame (NBC)	7:30 p.m.
Virginia Tech at Ohio State (ESPN)	8 p.m.

2014 MARYLAND BIG TEN PLAYERS OF THE WEEK



MARYLAND'S RECORD WHEN...

MD's Record In...

September	1-0
October	0-0
November	0-0

MD's Conference Record...

At home	0-0
On the road	0-0
Neutral	0-0

MD's Non-Conference Record...

At home	1-0
On the road	0-0
Neutral	0-0

MD vs. Ranked Teams...

At home	0-0
On the road	0-0
Neutral	0-0

MD's Record in Games...

Decided by 1-3 points	0-0
4-7 points	0-0
8-10 points	0-0
11-19 points	0-0
20-29 points	0-0
30+ points	1-0

MD's Record When Scoring...

10 or fewer points	0-0
11-19 points	0-0
20-29 points	0-0
30+ points	1-0

MD's Record When Allowing...

10 or fewer points	1-0
11-19 points	0-0
20-29 points	0-0
30+ points	0-0

MD's Record in Games...

During the day	1-0
At night	0-0
Scoring first	1-0
Opponent scores first	0-0
Leading after the 1st quarter	1-0
Trailing after the 1st quarter	0-0
Tied after the 1st quarter	0-0
Leading at halftime	1-0
Trailing at halftime	0-0
Tied at halftime	0-0
Leading after the 3rd quarter	1-0
Trailing after the 3rd quarter	0-0
Tied after the 3rd quarter	0-0
In overtime	0-0

MD's Record When...

100-yard rusher	0-0
100-yard receiver	0-0
300-yard passer	0-0
Less than 300 yards total offense	0-0
300-399 yards total offense	0-0
400-499 yards total offense	1-0
500+ yards total offense	0-0
Committing fewer turnovers	1-0
Committing more turnovers	0-0
Turnovers are equal	0-0
No turnovers committed	0-0

MD's Record When Allowing...

100-yard rusher	0-0
100-yard receiver	0-0
300-yard passer	0-0
Less than 300 yards total offense	0-0
300-399 yards total offense	1-0
400-499 yards total offense	0-0
500+ yards total offense	0-0

The Last Time ...

Kickoff Returned for TD

Maryland – Stefan Diggs (99 yards) at North Carolina, 11-24-12
Opponent – Sammy Watkins (89 yards) vs. Clemson, 10-15-11

Blocked Punt Returned for TD

Maryland – Leroy Ambush vs. Virginia, 10-06-01
Opponent – David Carter (10 yards), W. Virginia, 09-19-98

Punt Returned for TD

Maryland – William Likely (63 yards) at Virginia Tech, 11-16-13
Opponent – Nick Williams (58 yards) vs. Connecticut, 09-17-12

Interception Returned for TD

Maryland – A.J. Hendy (28 yards) vs. West Virginia, 09-21-13
Opponent – C.J. Wilson (59 yards), NC State, 11-26-11

Two Interceptions Returned for TD

Maryland – Ryan Donohue (25 yards), Kenny Tate (8 yards), vs. Wake Forest, 10-30-10
Opponent – N/A

Fumble Returned for TD

Maryland – Dexter McDougle (66 yards), NC State, 11-26-11
Opponent – Corey Crawford (16 yards), Clemson, 11-10-12

Recorded a Safety

Maryland – at Connecticut, 09-14-13 (M. Whitfield forces intentional grounding on Connecticut quarterback Chandler Whitmer)
Opponent – North Carolina, 11-15-08 (T. Baltz downs ball in end zone after high snap on punt)

Blocked a Punt

Maryland – Dave Stinebaugh vs. NC State, 10-20-12
Opponent – Manuel Asprilla, Boston College, 11-23-13

Blocked Two Punts

Maryland – LaQuan Williams and Nick Peterson vs. Wake Forest, 10-30-10
Opponent – N/A

Blocked a Field Goal

Maryland – A.J. Francis vs. Virginia, 10-13-12
Opponent – Markus Kuhn, NC State, 11-26-11

Blocked a PAT

Maryland – Marcus Whitfield vs. Boston College, 11-23-13
Opponent – Antoni Allison, East Carolina, 12-29-10

Player Passed for 6 TDs

Maryland – None
Opponent – Chris Weinke (6, 5, 6, 30, 26, 28), at Florida State, 11-13-99

Player Scored 5 TDs

Maryland – Bob Shemonski (22 rush, 26 rush, 82 PR, 4 rush, 8 rush) vs. Va. Tech, 11-07-50
Opponent – Bernard Pierce (1 rush, 9 rush, 4 rush, 44 rush, 13 rush) vs. Temple, 09-24-11

Player Passed for 5 TDs

Maryland – Scott Milanovich (5, 14, 27, 5, 12) vs. NC State, 11-5-94
Opponent – Jameis Winston (5, 8, 21, 12, 21), Florida State, 10-5-13

Player Scored 4 TDs

Maryland – D.J. Adams (1 rush, 1 rush, 1 rush, 4 rush) vs. East Carolina, 12-29-10
Opponent – Bernard Pierce (1 rush, 9 rush, 4 rush, 44 rush, 13 rush) vs. Temple, 09-24-11

Player Scored 4 Rushing TDs

Maryland – D.J. Adams (1, 1, 1, 4) vs. East Carolina, 12-29-10
Opponent – Bernard Pierce (1 rush, 9 rush, 4 rush, 44 rush, 13 rush) vs. Temple, 09-24-11

Player Passed for 4 TDs

Maryland – Danny O'Brien (11, 10, 12, 71), vs. NC State, 11-27-10
Opponent – Jameis Winston (5, 8, 21, 12, 21), Florida State, 10-5-13

Player Scored 3 TDs

Maryland – C.J. Brown (11 rush, 8 rush, 2 rush) vs. James Madison, 08-30-14
Opponent – Tavon Austin (44 rec., 24 rec., 34.) vs. West Virginia, 09-22-12

Player Scored 3 Rushing TDs

Maryland – C.J. Brown (11, 8, 2) vs. James Madison, 08-30-14
Opponent – Bernard Pierce (1 rush, 9 rush, 4 rush, 44 rush, 13 rush) vs. Temple, 09-24-11

Player Passed for 3 TDs

Maryland – Perry Hills (42, 12, 56) vs. West Virginia, 09-22-12
Opponent – Jameis Winston (5, 8, 21, 12, 21), Florida State, 10-5-13

Player Scored 3 Receiving TDs

Maryland – Torrey Smith (11, 10, 12, 71) vs. NC State, 11-27-10
Opponent – Tavon Austin (44, 24, 34) vs. West Virginia, 09-22-12

Three Players Scored 2 TDs

Maryland – Jermaine Lewis (5 rec, 27 rec), Mancel Johnson (14 rec, 12 rec), Geroy Simon (94 KOR, 5 rec) vs. NC State, 11-05-94
Opponent – Kelvin Benjamin (1 rush, 17 rush), Nick O'Leary (8 rec., 12 rec.), Karlos Williams (1 run, 17 run), Florida State, 10-05-13

Two Players Scored 2 TDs

Maryland – D.J. Adams (1 rush, 1 rush, 4 rush), Da'Rel Scott (61 rush, 91 rush) vs. East Carolina, 12-29-10
Opponent – Andre Ellington (3 rush, 44 rush), Sammy Watkins (13 rec., 15 rec., 89 kickoff return) vs. Clemson 10-15-11

Touchdown Pass By a Non-Quarterback

Maryland – Stefan Diggs, 8-yarder to Matt Furstenburg, at North Carolina, 11-24-12
Opponent – Michael Campanaro, 4-yarder to Tanner Price, Wake Forest, 10-19-13

50-Yd. Field Goal

Maryland – Brad Craddock (50 yards), vs. West Virginia, 09-21-13
Opponent – Nate Freese (52 yards), Boston College, 11-23-13

45-Yd. Field Goal

Maryland – Brad Craddock (49 yards), vs. James Madison, 08-30-14
Opponent – Nate Freese (52 yards), Boston College, 11-23-13

Five Field Goals

Maryland – Dale Castro (45, 29, 18, 32, 42) vs. Mississippi State, 09-22-79
Opponent – Nicholas Setta (51, 32, 18, 46, 24), Notre Dame, 08-31-02

Four Field Goals

Maryland – Nick Ferrara (24, 29, 28, 32) vs. Miami, 09-05-11
Opponent – Chandler Catanzaro (31, 29, 25, 24), Clemson, 10-26-13

Three Field Goals

Maryland – Brad Craddock (50, 36, 30) vs. West Virginia, 09-21-13
Opponent – Nate Freese (22, 19, 52), Boston College, 11-23-13

Three Field Goals 40 Yards or More

Maryland – None
Opponent – None

Two Field Goals 45 Yards or More

Maryland – Brad Craddock (49, 52), vs. Wake Forest, 10-06-12
Opponent – Connor Barth (45, 45), North Carolina, 11-03-07

Two Field Goals 40 Yards or More

Maryland – Brad Craddock (49, 52), vs. Wake Forest, 10-06-12
Opponent – Connor Barth (45, 45), North Carolina, 11-03-07

Four Field Goals 30 Yards or More

Maryland – Nick Novak (54, 34, 31, 48) vs. Duke, 10-11-03
Opponent – None

Three Field Goals 30 Yards or More

Maryland – Travis Baltz (31, 32, 32), Florida State, 11-20-10
Opponent – Connor Hughes (43, 39, 29, 36), Virginia, 10-01-05

Two-Point Conversion by Rush

Maryland – Davin Meggett vs. West Virginia, 09-17-11
Opponent – Drew Dudzik, James Madison, 09-12-09

Two-Point Conversion by Pass

Maryland – Chris Turner to Davin Meggett, at Wake Forest, 10-10-09
Opponent – Chandler Whitmer to Jeremy Davis, at Connecticut, 09-14-13

Missed PAT (kick)

Maryland – Brad Craddock vs. FIU, 08-31-13
Opponent – David Scully, Georgia Tech, 11-3-12

Defensive Extra-Point

Maryland – Anthony Nixon (98-yd. PAT return) vs. Boston College, 11-23-13
Opponent – L. Grant (100-yd. interception return), Duke, 10-26-96

40 Rushing Attempts

Maryland – Charlie Wysocki (50-217) at Duke, 10-25-80
Opponent – Montel Harris (41-142), Boston College, 11-28-09

30 Rushing Attempts

Maryland – Lance Ball (32-109), vs. Boston College, 11-10-07
Opponent – Andre Williams (32-263), Boston College, 11-23-13

30 Rushing Attempts in One Half

Maryland – Charlie Wysocki (32) at Duke, 10-25-80

300 Rushing Yards

Maryland – LaMont Jordan (37-306) vs. Virginia, 11-20-99
Opponent – John Leach (46-329), Wake Forest, 11-20-93

200 Rushing Yards

Maryland – Da'Rel Scott (13-201) vs. East Carolina, 12-29-10
Opponent – Andre Williams (32-263), Boston College, 11-23-13

150 Rushing Yards

Maryland – Da'Rel Scott (13-201) vs. East Carolina, 12-29-10
Opponent – Andre Williams (32-263), Boston College, 11-23-13

100 Rushing Yards

Maryland – Brandon Ross (21-141) at North Carolina, 11-24-12
Opponent – Andre Williams (32-263), Boston College, 11-23-13

100 Rushing Yards by a Quarterback

Maryland – C.J. Brown (23-122) at Virginia Tech, 11-16-13
Opponent – Tevin Washington (32-120), vs. Georgia Tech, 10-08-11

Two Players with 100 Rushing Yards

Maryland – LaMont Jordan (135) and Brian Underwood (114) at Temple, 09-27-97
Opponent – Yvenson Bernard (177) and James Rodgers (115), Oregon State, 12-28-07

Three Players with 100 Rushing Yards

Maryland – Richard Jennings (136), Steve Atkins (126) and Jamie Franklin (105) vs. Virginia, 11-22-75

90-Yd. TD Run

Maryland – Da'Rel Scott (91) vs. East Carolina, 12-29-10

80-Yd. TD Run

Maryland – Da'Rel Scott (91) vs. East Carolina, 12-29-10

75-Yd. TD Run

Maryland – C.J. Brown (77) at Georgia Tech, 10-08-11

75-Yd. Non-Scoring Run

Maryland – Darius Heyward-Bey (76), at Clemson, 09-27-08

50-Yd. Non-Scoring Run

Maryland – C.J. Brown (64) vs. FIU, 08-31-13
Opponent – Dreamius Smith (51), West Virginia, 09-21-13

50-Yd. TD Run

Maryland – C.J. Brown (77) at Georgia Tech, 10-08-11
Opponent – Andre Williams (72), Boston College, 11-23-13

50 Pass Attempts

Maryland – Danny O'Brien (34-52-3, 289, 1 TD) vs. West Virginia, 09-17-11
Opponent – Mike Glennon (35-55-1, 306, 5 TDs), NC State, 11-26-11

40 Pass Attempts

Maryland – C.J. Brown (21-40-2, 221) vs. Syracuse, 11-09-13
Opponent – Tajh Boyd (28-41-1, 301, 1 TD), Clemson, 10-26-13

35 Pass Attempts

Maryland – Caleb Rowe (20-46-2, 287, 3 TD) vs. Clemson, 10-26-13
Opponent – Vad Lee (16-37-2, 141, 0 TD), James Madison, 08-30-14

40 Pass Completions

Maryland – Scott Milanovich (46-62-1, 380, 1 TD) at Florida St., 11-18-95

30 Pass Completions

Maryland – Danny O'Brien (34-52-3, 289, 1 TD) vs. West Virginia, 09-17-11
Opponent – Geno Smith (30-43-0, 338, 3 TDs) vs. West Virginia, 09-22-12

25 Pass Completions

Maryland – Danny O'Brien (34-52-3, 289, 1 TD) vs. West Virginia, 09-17-11
Opponent – Tajh Boyd (28-41-1, 301, 1 TD), Clemson, 10-26-13

400 Passing Yards

Maryland – Danny O'Brien (417) vs. NC State, 11-27-10
Opponent – Kevin Riley (423), California, 09-13-08

300 Passing Yards

Maryland – Caleb Rowe (332) vs. Virginia, 10-26-13
Opponent – Tajh Boyd (304), Clemson, 10-26-13

250 Yards Passing

Maryland – Caleb Rowe (287) vs. Clemson, 10-26-13
Opponent – Tajh Boyd (304), Clemson, 10-26-13

10 Receptions

Maryland – Stefan Diggs (11-152) vs. Boston College, 10-27-12
Opponent – Sammy Watkins (14-163), Clemson, 10-26-13

Two Players with 10 Receptions

Maryland – Walt Williams (11) and Geroy Simon (10) at Syracuse, 11-19-94

100 Receiving Yards

Maryland – Amba Etta-Tawo (6-109) vs. Syracuse, 11-09-13
Opponent – Sammy Watkins (14-163), Clemson, 10-26-13

Two Players with 100 Receiving Yards

Maryland – Quintin McCree (7-117) and Kerry Boykins (6-101), vs. Virginia, 11-05-11
Opponent – Kris Burd (9-112) and Tim Smith (5-101), Virginia, 11-05-11

Player with 100 Rushing Yards and 100 Receiving Yards

Opponent – Mikell Simpson (Rushing: 16-119; Receiving: 13-152),
Virginia, 10-20-07

Three Players with 100 Receiving Yards

Maryland – Jason Kremus (119), Mancel Johnson (106) and Russ Weaver (105) at Wake
Forest, 11-20-93
Opponent – Tavon Austin (11-122), Stedman Bailey (8-113) and Ivan McCartney (8-
101), West Virginia, 09-17-11

200 Receiving Yards

Maryland – Torrey Smith (14-224), NC State, 11-27-10
Opponent – Dez White (5-215), at Ga. Tech, 09-30-99

75-Yard Non-Scoring Reception

Maryland – Caleb Rowe to Brandon Ross (77) vs. Virginia, 10-12-13
Opponent – C. Randolph to Jax Landfried (78), Wake Forest, 12-30-02

75-Yard TD Reception

Maryland – Jamarr Robinson to Torrey Smith (80), at West Virginia, 09-18-10
Opponent – Chandler Whitmer to Shakim Phillips (75), Connecticut, 09-14-13

50-Yard Non-Scoring Reception

Maryland – Caleb Rowe to Brandon Ross (77) vs. Virginia, 10-12-13
Opponent – Tanner Price to Brandon Pendergrass (64), Wake Forest, 11-19-11

50-Yard TD Reception

Maryland – Caleb Rowe to Levern Jacobs (71) vs. Clemson, 10-26-13
Opponent – Chase Rettig to Alex Amidon (74), Boston College, 11-23-13

Player Recorded 15 or More Tackles

Maryland – Cole Farrand (23) vs. Clemson, 10-26-13
Opponent – Danzel White (15), Towson, 10-01-11

Player Recorded 20 or More Tackles

Maryland – Cole Farrand (23) vs. Clemson, 10-26-13
Opponent – N/A

Player Recorded 3.0 or More Sacks

Maryland – Andre Monre (3.0) at Virginia Tech, 11-16-13
Opponent – Jeremiah Attaochu (3.0) vs. Georgia Tech, 11-3-12

Player Recorded 2.0 or More Sacks

Maryland – Quinton Jefferson (2.0) at Virginia Tech, 11-16-13
Opponent – Nikita Whitlock (2.0), Wake Forest, 10-19-13

Team Gained 300 Rushing Yards

Maryland – vs. Old Dominion (312), 9-07-13
Opponent – Georgia Tech (375), 11-3-12

Team Gained 400 Rushing Yards

Maryland – vs. Virginia (445), 11-20-99
Opponent – Navy (412), 09-06-10

Team Failed to Gain 100 Rushing Yards

Maryland – vs. Syracuse (81), 11-09-13
Opponent – Virginia Tech (54), 11-16-13

Team Failed to Gain 50 Rushing Yards

Maryland – at Wake Forest (59), 10-19-13
Opponent – Wake Forest (47), 10-19-13

Team Failed to Gain 25 Rushing Yards

Maryland – vs. Virginia (-2), 10-13-12
Opponent – Boston College (8), 10-27-12

Team Gained 300 Passing Yards

Maryland – at Wake Forest (344), 10-19-13
Opponent – Clemson (304), 10-26-13

Team Gained 400 Passing Yards

Maryland – vs. NC State (417), 11-27-10
Opponent – Florida State (431), 10-05-13

Team Failed to Gain 100 Passing Yards

Maryland – at Clemson (41), 11-10-12
Opponent – West Virginia (62), 09-21-13

Team Failed to Gain 50 Passing Yards

Maryland – at Clemson (41), 11-10-12
Opponent – Georgia Tech (31), 11-3-12

Team Gained 400 Yards of Total Offense

Maryland – vs. James Madison (471), 08-30-14
Opponent – Clemson (540), 10-26-13

Team Gained 500 Yards of Total Offense

Maryland – at Connecticut (501), 09-14-13
Opponent – Clemson (540), 10-26-13

Team Gained 600 Yards of Total Offense

Maryland – at Duke (685), 09-25-04
Opponent – Florida State (614), 10-05-13

Team Failed to Gain 200 Yards of Total Offense

Maryland – at Clemson (180), 11-10-12
Opponent – West Virginia (175), 09-21-13

Scored 50 Points or more

Maryland – vs. James Madison (52-7), 08-30-14
Opponent – Florida State (63-0), 10-05-13

Scored 50 Points or more (ACC Game)

Maryland – vs. Wake Forest (62-14), 10-30-10
Opponent – Florida State (63-0), 10-05-13

Shutout

Maryland – at Florida State (0-63), 10-05-13
Opponent – West Virginia (37-0), 09-21-13

Shutout (ACC Game)

Maryland – at Florida State (0-63), 10-05-13
Opponent – Wake Forest (26-0), 10-18-08

Terps Played in an Overtime Game

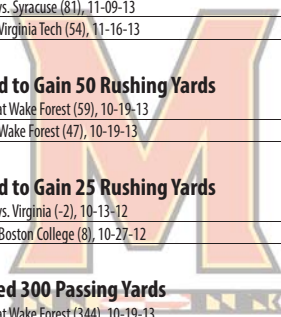
at Virginia Tech (W-1 OT, 27-24), 11-16-13
All-time record in overtime games, 5-3 (2-0 at home, 3-3 on the road)

Team Scored 28 Points or More In a Qtr

Maryland – vs. Wake Forest (28, 3rd Qtr.), 10-30-10
Opponent – NC State (35, 4th Qtr.), 11-26-11

Team Scored 21 Points or More In a Qtr

Maryland – vs. James Madison (21, 3rd Qtr.), 08-30-14
Opponent – Clemson (21, 4th Qtr.), 10-26-13



MARYLAND SINGLE GAME, SEASON & CAREER RECORDS

RUSHING RECORDS

Career Yards

1. LaMont Jordan, 1997-00	4,147
2. Charlie Wysocki, 1978-81	3,317
3. Steve Atkins, 1975-78	2,971
4. Lance Ball, 2004-07	2,487
5. Bruce Perry, 1999, 2001-03	2,424
6. Rick Badanjek, 1982-85	2,417
7. Davin Meggett, 2008-11	2,411
8. Da'Rel Scott, 2007-10	2,401
9. Louis Carter, 1972-74	2,266
10. Alvin Blount, 1983-86	2,158
11. Willie Joyner, 1980-83	2,140
12. Josh Allen, 2002-03, 2005-06	1,958
13. Billy Lovett, 1966-68	1,913
14. Ed Modzelewski, 1949-51	1,893
15. Mark Mason, 1990-93	1,807

Season Yards

1. LaMont Jordan (Jr.), 1999	1,632
2. Charlie Wysocki (Jr.), 1980	1,359
3. Steve Atkins (Sr.), 1978	1,261
4. Bruce Perry (So.), 2001	1,242
5. Chris Downs (Sr.), 2002	1,154
6. Charlie Wysocki (So.), 1979	1,140
7. Da'Rel Scott (So.), 2008	1,133
8. Willie Joyner (Jr.), 1982	1,039
9. Louis Carter (Sr.), 1974	991
10. Billy Lovett (Sr.), 1968	963
11. Art Seymore (So.), 1970	945
12. Josh Allen (So.), 2003	922
13. LaMont Jordan (Sr.), 2000	920
14. Willie Joyner (Sr.), 1983	908
15. LaMont Jordan (So.), 1998	906

Single-Game Yards

1. LaMont Jordan vs. Virginia, 1999	306
2. Bruce Perry vs. Wake Forest, 2001	276
3. Josh Allen vs. Virginia, 2003	257
4. Willie Joyner vs. No. Carolina, 1982	240
5. Bruce Perry vs. Wake Forest, 2003	237
George Scott vs. Villanova, 1977	237
7. LaMont Jordan vs. Duke, 1999	227
8. Charlie Wysocki vs. Louisville, 1979	222
9. Rick Badanjek vs. Virginia, 1984	217
10. Charlie Wysocki vs. Duke, 1980	216
11. Steve Atkins vs. Syracuse, 1976	215
12. Alvin Blount vs. Clemson, 1984	214
13. Louis Carter vs. Virginia, 1974	213
14. Chris Downs vs. Georgia Tech, 2002	212
15. Charlie Wysocki vs. Virginia, 1979	202

Career Touchdowns

1. Rick Badanjek, 1982-85	44
2. LaMont Jordan, 1997-2000	36
3. Steve Atkins, 1975-78	31
4. Lance Ball, 2004-07	26
Charlie Wysocki, 1978-81	26
6. Louis Carter, 1972-74	25
7. Josh Allen, 2002-03, 2005-06	21
Ed Modzelewski, 1949-51	21
9. C.J. Brown, 2011-	20
10. Keon Lattimore, 2004-07	19
Buddy Rodgers, 1994-97	19
12. Davin Meggett, 2008-11	18
Tommy Neal, 1983-86	18
Ed Vereb, 1953-55	18
Bob Shemonski, 1949-51	18
Da'Rel Scott, 2007-10	17
Bruce Perry, 1999, 2001-2003	17

Season Touchdowns

1. LaMont Jordan (Jr.), 1999	16
2. Rick Badanjek (Jr.), 1984	15
Bob Shemonski (Jr.), 1950	15
4. Louis Carter (Jr.), 1973	14
Ed Vereb (Sr.), 1955	14
6. Keon Lattimore (Sr.), 2007	13
Chris Downs (Sr.), 2002	13
8. C.J. Brown (Sr.), 2013	12
Lance Ball (Sr.), 2007	12
Rick Badanjek (Sr.), 1985	12
11. D.J. Adams (Fr.), 2010	11
LaMont Jordan (Sr.), 2000	11
Charlie Wysocki (Jr.), 1980	11
Ed Modzelewski (Sr.), 1951	11
Lu Gambino (Sr.), 1947	11

Single-Game Touchdowns

1. Bob Shemonski vs. Va. Tech, 1950	5
2. D.J. Adams vs. East Carolina, 2010	4
Chris Downs vs. North Carolina, 2002	4
LaMont Jordan vs. Clemson, 1999	4
Charlie Wysocki vs. Virginia, 1981	4
6. C.J. Brown vs. James Madison, 2014	3
C.J. Brown vs. NC State, 2013	3
D.J. Adams vs. Virginia, 2010	3
Lance Ball vs. Georgia Tech, 2007	3
Keon Lattimore vs. Villanova, 2007	3
Chris Downs vs. Georgia Tech, 2002	3
Bruce Perry vs. E. Michigan, 2001	3
LaMont Jordan vs. Middle Tennessee State, 2000	3
LaMont Jordan vs. Western Carolina, 1999	3
Rick Badanjek vs. No. Carolina, 1984	3
Rick Badanjek vs. NC State, 1984	3
John Nash vs. Wake Forest, 1982	3
Steve Atkins vs. Duke, 1978	3
George Scott vs. Villanova, 1977	3
Steve Atkins vs. Duke, 1977	3
Steve Atkins vs. Syracuse, 1977	3
Louis Carter vs. Clemson, 1973	3
Dennis O'Hara vs. Wake Forest, 1969	3
Dennis Condie vs. Virginia, 1960	3
Jim Joyce vs. Virginia, 1959	3
John Forbes vs. Miami, 1958	3

PASSING RECORDS

Career Completions

1. Scott Milanovich, 1992-95	650
2. Chris Turner, 2007-09	547
3. Boomer Esiason, 1981-83	461
4. Sam Hollenbach, 2003-06	417
5. Neil O'Donnell, 1987-89	387
6. Dan Henning, 1985-87	353
7. Brian Cummings, 1994-97	344
8. Danny O'Brien, 2010-11	342
9. Scott McBrien, 2002-03	335
10. John Kaleo, 1991-92	305
11. Dick Shiner, 1961-63	287
12. Shaun Hill, 2000-01	270
Scott Zolak, 1988-90	270
14. C.J. Brown, 2011-	259
15. Stan Gelbaugh, 1981-85	251

Season Completions

1. John Kaleo (Sr.), 1992	286
2. Scott Milanovich (So.), 1993	279
3. Scott Milanovich (Jr.), 1994	229
4. Scott Zolak (Sr.), 1990	225
5. Chris Turner (Jr.), 2008	214
6. Sam Hollenbach (Sr.), 2006	203
7. Shaun Hill (Sr.), 2001	197
8. Dan Henning (Jr.), 1986	196
9. Danny O'Brien (Fr.), 2010	192
Sam Hollenbach (Jr.), 2005	192
11. Chris Turner (Sr.), 2009	180
12. Boomer Esiason (Jr.), 1982	176
13. Scott McBrien (Sr.), 2003	173
14. C.J. Brown (Sr.), 2013	166
Stan Gelbaugh (Sr.), 1985	166

Single-Game Completions

1. Scott Milanovich vs. Florida St., 1995	46
2. Scott Milanovich vs. Wake Forest, 1993	37
3. Scott Milanovich vs. Syracuse, 1994	35
Scott Milanovich vs. W. Virginia, 1993	35
5. Danny O'Brien vs. W. Virginia, 2011	34
Scott Milanovich vs. No. Carolina, 1993	34
7. Danny O'Brien vs. NC State, 2010	33
Chris Turner vs. Boston College, 2008	33
9. Scott Milanovich vs. Wake Forest, 1995	32
Scott Milanovich vs. Virginia, 1994	32
Scott Milanovich vs. NC State, 1994	32
John Kaleo vs. Virginia, 1992	32
13. Danny O'Brien vs. Miami, 2011	31
John Kaleo vs. No. Carolina, 1992	31

MARYLAND SINGLE GAME, SEASON & CAREER RECORDS

Career Yards

1. Scott Milanovich, 1992-95	7,301
2. Chris Turner, 2007-09	6,543
3. Boomer Esiason, 1981-83	6,259
4. Scott McBrien, 2002-2003	5,169
5. Sam Hollenbach, 2003-06	5,139
6. Neil O'Donnell, 1987-89	4,989
7. Dan Henning, 1985-87	4,560
8. Danny O'Brien, 2010-11	4,086
9. Brian Cummings, 1994-97	4,080
10. John Kaleo, 1991-92	3,660
11. Stan Gelbaugh, 1981-85	3,659
12. Dick Shiner, 1961-63	3,410
13. Bob Avellini, 1972-74	3,222
14. C.J. Brown, 2011-	3,195
15. Shaun Hill, 2000-01	3,159
16. Scott Zolak, 1988-90	3,124

Season Yards

1. Scott Milanovich (So.), 1993	3,499
2. John Kaleo (Sr.), 1992	3,392
3. Dan Henning (Jr.), 1986	2,725
4. Scott McBrien (Sr.), 2003	2,672
5. Scott Zolak (Sr.), 1990	2,589
6. Sam Hollenbach (Jr.), 2005	2,539
7. Chris Turner (Jr.), 2008	2,516
8. Scott McBrien (Jr.), 2002	2,497
9. Stan Gelbaugh (Sr.), 1985	2,475
10. Danny O'Brien (Fr.) 2010	2,438
11. Scott Milanovich (Jr.), 1994	2,394
12. Shaun Hill (Sr.), 2001	2,380
13. Sam Hollenbach (Sr.), 2006	2,371
14. Boomer Esiason (Sr.), 1983	2,322
15. Boomer Esiason (Jr.), 1982	2,302
16. C.J. Brown (Sr.), 2013	2,242

Single-Game Yards

1. Scott Milanovich vs. Va. Tech, 1993	498
2. Scott Milanovich vs. W. Virginia, 1993	451
3. John Kaleo vs. Clemson, 1992	418
4. Danny O'Brien vs. NC State, 2010	417
5. Scott Milanovich vs. Wake Forest, 1993	416
6. John Kaleo vs. Pittsburgh, 1992	415
7. Scott Milanovich vs. Duke, 1993	414
8. Scott Milanovich vs. No. Carolina, 1993	405
John Kaleo vs. Wake Forest, 1992	405
10. Scott McBrien vs. West Virginia (Gator Bowl), 2004	381
11. Scott Milanovich vs. Florida St., 1995	380

Career Touchdowns

1. Scott Milanovich, 1992-95	49
2. Boomer Esiason, 1981-83	42
3. Scott McBrien, 2002-2003	34
4. Chris Turner, 2007-09	30
5. Danny O'Brien, 2010-11	29
6. Sam Hollenbach, 2003-06	28
7. Neil O'Donnell, 1987-89	26
8. Dan Henning, 1985-87	24
9. Alan Pastrana, 1965-68	23
Brian Cummings, 1994-97	22
Jack Scarbath, 1950-52	22
12. C.J. Brown, 2011-	21
Dick Shiner, 1961-63	21
14. Stan Gelbaugh, 1981-85	20
15. Shaun Hill, 2000-01	19

Season Touchdowns

1. Scott Milanovich (So.), 1993	26
2. Danny O'Brien (Fr.) 2010	22
3. Scott Milanovich (Jr.), 1994	20
4. Scott McBrien (Sr.), 2003	19
5. Boomer Esiason (Jr.), 1982	18
6. John Kaleo (Sr.), 1992	17
Alan Pastrana (Jr.), 1966	17
8. Sam Hollenbach (Sr.), 2006	15
Scott McBrien (Jr.), 2002	15
Dan Henning (Jr.), 1986	15
Stan Gelbaugh (Sr.), 1985	15
Boomer Esiason (Sr.), 1983	15
13. C.J. Brown (Sr.), 2013	13
Chris Turner (Jr.), 2008	13
Shaun Hill (Sr.), 2001	13
Sam Hollenbach (Jr.), 2005	13

Single-Game Touchdowns

1. Scott Milanovich vs. NC State, 1994	5
Scott Milanovich vs. Wake Forest, 1993	5
Scott Milanovich vs. W. Virginia, 1993	5
Scott Milanovich vs. No. Carolina, 1993	5
John Kaleo vs. Clemson, 1992	5
6. Danny O'Brien vs. NC State, 2010	4
Danny O'Brien vs. Wake Forest, 2010	4
Joel Statham vs. Duke, 2004	4
Scott McBrien vs. North Carolina, 2003	4
Scott Milanovich vs. Ga. Tech, 1994	4
Scott Milanovich vs. Va. Tech, 1993	4
Mark Manges vs. Villanova, 1975	4

RECEIVING RECORDS

Career Receptions

1. Jermaine Lewis, 1992-95	193
2. Geroy Simon, 1993-96	185
3. Torrey Smith, 2008-10	152
4. Darrius Heyward-Bey, 2006-08	138
5. Frank Wycheck, 1990-92	134
6. Russ Weaver, 1992-94	120
7. Guillian Gary, 1998-2001	113
8. Azizuddin Abdur-Ra'ooof, 1984-87	108
9. Barry Johnson, 1987-90	106
10. Ferrell Edmunds, 1984-87	101
11. Marcus Badgett, 1989-92	100
Frank Russell, 1972-74	100
13. Greg Hill, 1982-84	97
14. Mancel Johnson, 1993-96	94
15. Stefon Diggs, 2012-	93

Season Receptions

1. Geroy Simon (So.), 1994	77
2. Marcus Badgett (Sr.), 1992	75
3. Russ Weaver (Jr.), 1993	69
4. Torrey Smith (Jr.), 2010	67
5. Jermaine Lewis (Sr.), 1995	66
6. Torrey Smith (So.), 2009	61
7. Frank Wycheck (Fr.), 1990	58
8. Richie Harris (Sr.), 1992	56
9. Geroy Simon (Jr.), 1995	54
Stefon Diggs (Fr.), 2012	54
11. Jermaine Lewis (So.), 1993	52
Dan Prunzik (Sr.), 1992	52
13. Darrius Heyward-Bey (So.), 2007	51
Vernon Davis (Jr.), 2005	51
Allen Williams (Sr.), 1994	51
Greg Hill (Sr.), 1984	51

Single-Game Receptions

1. Geroy Simon vs. Florida St., 1995	16
2. Torrey Smith vs. NC State, 2010	14
Russ Weaver vs. Wake Forest, 1993	14
Frank Wycheck vs. Va. Tech, 1990	14
5. Jermaine Lewis vs. Ga. Tech, 1995	13
6. Frank Wycheck vs. NC State, 1990	12
7. Darrius Heyward-Bey vs. Wake Forest, 2008	11
Jermaine Lewis vs. NC State, 1995	11
Allen Williams vs. Syracuse, 1994	11
Geroy Simon vs. W. Virginia, 1994	11
Marcus Badgett vs. Wake Forest, 1992	11
Marcus Badgett vs. Pittsburgh, 1992	11
John Tice vs. Clemson, 1982	11
Stefon Diggs vs. Boston College, 2012	11

MARYLAND SINGLE GAME, SEASON & CAREER RECORDS

Career Yards

1. Jermaine Lewis, 1992-95	2,932
2. Torrey Smith, 2008-10	2,215
3. Darrius Heyward-Bey, 2006-08	2,089
4. Geroy Simon, 1993-96	2,059
5. Azizuddin Abdur-Ra'ouf, 1984-87	1,895
6. Marcus Badgett, 1989-92	1,748
7. Barry Johnson, 1987-90	1,721
Greg Hill, 1982-84	1,721
9. Ferrell Edmunds, 1984-87	1,641
10. Guilian Gary, 1998-2001	1,552
11. Stefon Diggs, 2012-	1,488
12. James Milling, 1984-87	1,446
13. Russell Davis, 1981-83	1,408
14. Vernon Davis, 2003-05	1,371
15. Frank Russell, 1972-74	1,344

Season Yards

1. Marcus Badgett (Sr.), 1992	1,240
2. Torrey Smith (Jr.), 2010	1,055
3. Jermaine Lewis (So.), 1993	957
4. Jermaine Lewis (Sr.), 1995	937
5. Geroy Simon (So.), 1994	891
6. Vernon Davis (Jr.), 2005	871
7. Stefon Diggs (Fr.), 2012	848
8. Torrey Smith (So.), 2009	824
9. Greg Hill (Sr.), 1984	820
10. Darrius Heyward-Bey, (So.), 2007	786
11. Guilian Gary (Sr.), 2001	727
12. Darrius Heyward-Bey (Fr.), 2006	694
13. Jermaine Lewis (Jr.), 1994	692
14. Barry Johnson (Jr.), 1989	689
15. Dan Prunzik (Sr.), 1992	680

Single-Game Yardage

1. Marcus Badgett vs. Pittsburgh, 1992	251
2. Jermaine Lewis vs. No. Carolina, 1993	250
3. Torrey Smith vs. NC State, 2010	224
4. James Milling vs. No. Carolina, 1986	220
5. Marcus Badgett vs. Duke, 1992	218
6. Jermaine Lewis vs. Duke, 1995	205
7. Jermaine Lewis vs. Ga. Tech, 1995	189
8. Russell Davis vs. Penn State, 1982	188
9. Marcus Badgett vs. Wake Forest, 1992	187
10. Marcus Badgett vs. Clemson, 1992	184
11. Greg Hill vs. Miami, 1984	182

Career Touchdowns

1. Jermaine Lewis, 1992-95	21
2. Torrey Smith, 2008-10	19
3. Greg Hill, 1982-84	18
4. Darrius Heyward-Bey, 2006-08	13
Guilian Gary, 1998-2001	13
6. Gary Collins, 1959-61	12
7. Marcus Badgett, 1989-92	11
Barry Johnson, 1987-90	11
9. Mancel Jonsson, 1993-96	10
Geroy Simon, 1993-96	10
Azizuddin Abdur-Ra'ouf, 1984-87	10
Ferrell Edmunds, 1984-87	10
Dan Bungori, 1971-73	10
14. Stefon Diggs, 2012-	9
Vernon Davis, 2003-05	9
Vernon Joines, 1985-88	9
Mike Lewis, 1979-82	9

Season Touchdowns

1. Torrey Smith (Jr.), 2010	12
2. Jermaine Lewis (Jr.), 1994	9
Marcus Badgett (Sr.), 1992	9
4. Dan Bungori (So.), 1971	8
5. Guilian Gary (Jr.), 2000	7
Jermaine Lewis (So.), 1993	7
Greg Hill (Jr.), 1983	7
Greg Hill (So.), 1982	7
Billy Van Heusen (Jr.), 1966	7
Darryl Hill (Jr.), 1963	7
11. Vernon Davis (Jr.), 2005	6
Latrez Harrison (Sr.), 2003	6
Guilian Gary (Sr.), 2001	6
Barry Johnson (Jr.), 1989	6
James Milling (Jr.), 1986	6
Don Ratliff (Sr.), 1972	6
Stefon Diggs (Fr.), 2012	6

Single-Game Touchdowns

1. Torrey Smith vs. NC State, 2010	4
2. Vernon Davis vs. Duke, 2004	3
Guilian Gary vs. Georgia Tech, 2000	3
Jermaine Lewis vs. W. Virginia, 1993	3
James Milling vs. No. Carolina, 1986	3
6. 36 players	2
(last time: Kevin Dorsey vs. Florida State, 11/17/12)	

DEFENSIVE RECORDS

Career Tackles (since 1969)

1. Eric Wilson, 1981-84	481
2. E.J. Henderson, 1999-2002	473
3. Chuck Faucette, 1983-86	466
4. D'Qwell Jackson, 2002-05	447
5. Ratcliff Thomas, 1993-96	424
6. Eric Barton, 1995-98	417
7. Mike Jarmolowich, 1989-92	414
8. Brad Carr, 1974-77	386
9. Scott Saylor, 1987-89	382
10. Alex Wujciak, 2008-10	381
11. Bruce Palmer, 1976-78	351
12. Aaron Thompson, 1998-2001	348
13. Mike Corvino, 1979-82	347
14. Ted Klaube, 1975-77	344
15. Demetrius Hartsfield, 2009-12	338

Season Tackles (since 1969)

1. Neal Olkewicz (Sr.), 1978	188
2. Ted Klaube (Sr.), 1977	186
3. Eric Wilson (Jr.), 1983	178
4. E.J. Henderson (Sr.), 2002	175
5. Harry Walters (Jr.), 1974	173
6. Kevin Walker (Sr.), 1987	172
7. Eric Wilson (Sr.), 1984	160
8. Eric Barton (Sr.), 1998	159
Brian Matera (Sr.), 1979	159
10. Brad Carr (Jr.), 1976	157
11. Mike Jarmolowich (Jr.), 1991	153
12. Chuck Faucette (Sr.), 1986	151
Bruce Palmer (Sr.), 1978	151
14. E.J. Henderson (Jr.), 2001	150
15. Kevin Benson (Sr.), 1975	149

Career TFL (since 1974)

1. E.J. Henderson, 1999-02	62.5
2. Aaron Thompson, 1998-01	45
3. Charles Johnson, 1976-78	37
4. Mike Corvino, 1979-82	36
5. Eric Ogbogu, 1994-97	35.5
6. Randy Starks, 2001-03	34.0
7. Shawne Merriman, 2003-04	32.5
8. Al Wallace, 1993-96	32
Joe Vellano, 2009-12	32
10. Delbert Cowsette, 1996-99	31
11. Gurnest Brown, 1979-82	27
Demetrius Hartsfield, 2009-12	27
13. Mike Whaley, 2000-01	26
14. Jeremy Navarre, 2005-08	25.5
15. Bruce Mesner, 1983-86	25
16. Andre Monroe, 2011-	24.5

MARYLAND SINGLE GAME, SEASON & CAREER RECORDS

Season TFL (since 1974)

1. E.J. Henderson (Jr.), 2001	28
2. Randy White (Sr.), 1974	24
3. E.J. Henderson (Sr.), 2002	19.5
4. Charles Johnson (Sr.), 1978	18
5. Andre Monroe (Jr.), 2013	17
Shawne Merriman (So.), 2004	17
Aaron Thompson (So.), 1999	17
Kris Jenkins (Sr.), 2000	17
Bruce Palmer (Sr.), 1978	17
10. Jack Bradford (Sr.), 1990	16
Bruce Mesner (Sr.), 1985	16
12. Marcus Whitfield (Sr.), 2013	15.5
13. Eric Ogbogu (Jr.), 1996	15
Eric Hicks (Jr.), 1996	15
Gurnest Brown (Jr.), 1981	15

Career TFL Yards (since 1974)

1. E.J. Henderson, 1999-2002	207
2. Mike Corvino, 1979-82	206
3. Charles Johnson, 1976-78	205
4. Aaron Thompson, 1998-2001	197
5. Shawne Merriman, 2002-03	170
6. James Shaffer, 1976-79	153
7. Gurnest Brown, 1979-82	149
8. Adrian Moten, 2007-10	145
9. Randy Starks, 2001-03	143
Eric Ogbogu, 1994-97	143
Ted Chapman, 1984-86	143

Season TFL Yards (since '74)

1. Randy White (Sr.), 1974	122
2. Charles Johnson (Sr.), 1978	119
3. Marcus Whitfield (Sr.), 2013	109
4. Marlin Van Horn (Jr.), 1978	101
5. Mark Duda (Sr.), 1982	94
6. Mike Corvino (Jr.), 1981	91
7. Shawne Merriman (So.), 2004	87
8. E.J. Henderson (Sr.), 2002	86
Bruce Mesner (Sr.), 1986	86
10. James Shaffer (Sr.), 1979	84
11. Bruce Palmer (Sr.), 1978	81

Career Sacks (since 1969)

1. Mike Corvino, 1979-82	24
2. Shawne Merriman, 2002-04	22
3. Mark Duda, 1979-82	19
Charles Johnson, 1976-78	19
Bruce Palmer, 1976-78	19
6. Eric Ogbogu, 1994-97	18.5
7. E.J. Henderson, 1999-2002	18
Bruce Mesner, 1983-86	18
Gurnest Brown, 1979-82	18
10. Randy Starks, 2001-03	17.5
11. Joe Campbell, 1973-76	17
12. Adrian Moten, 2007-10	15.5
13. Aaron Thompson, 1998-2001	15
Jack Bradford, 1987-90	15
Ernie Salley, 1974-77	15

Season Sacks (since 1969)

1. Mark Duda (Sr.), 1982	13
Bruce Palmer (Sr.), 1978	13
3. Bruce Mesner (Jr.), 1985	12
Charles Johnson (Sr.), 1978	12
Randy White (Sr.), 1974	12
6. Mike Corvino (Jr.), 1981	11
Marlin Van Horn (Sr.), 1979	11
8. Kris Jenkins (Sr.), 2000	10
Gurnest Brown (Jr.), 1981	10
Jack Bradford (Sr.), 1990	10
11. Andre Monroe (Jr.), 2013	9.5
12. Marcus Whitfield (Sr.), 2013	9.0
13. Shawne Merriman (So.), 2003	8.5
Shawne Merriman (Jr.), 2004	8.5
E.J. Henderson (Sr.), 2002	8.5

Season Forced Fumbles (since 1987)

1. Joel Goode, 1987	6
2. Darin Drakeford, 2011	4
Kenny Tate, 2010	4
Milton Harris, 2005	4
5. Adrian Moten, 2007	3
Moise Fokou, 2007	3
Erin Henderson, 2006	3
Shawne Merriman, 2004	3
E.J. Henderson, 2002	3
Rod Littles, 2001	3
Aaron Thompson, 2000	3
Rod Littles, 2000	3
Eric Barton, 1998	3
Eric Ogbogu, 1998	3
Chad Wiestling, 1992	3
Lubo Zizakovich, 1990	3
Cole Farrand, 2012	3

Career Interceptions

1. Tom Brown, 1960-62	17
2. Lendell Jones, 1980-83	14
3. Bob Sullivan, 1962-63	13
4. A.J. Johnson, 1993-96	12
Bob Smith, 1972-74	12
Bernie Faloney, 1951-53	12
7. Curome Cox, 2000-02	10
Lewis Sanders, 1996-99	10
Howard Eubanks, 1979-82	10
Lloyd Burruss, 1976-80	10
Ralph Lary, 1977-80	10
Ken Schroy, 1972-74	10
13. Tony Jackson, 1997-2001	9
Shawn Forte, 1998-2000	9
Keeta Covington, 1983-86	9
Clarence Baldwin, 1981-83	9
Jim Brechbiel, 1972-75	9
Wally Stalnaker, 1967-69	9
Joe Horning, 1951-54	9

Season Interceptions

1. Bob Sullivan (Sr.), 1965	10
2. Tom Brown (Jr.), 1961	8
3. Clarence Baldwin (Sr.), 1983	7
Lendell Jones (Jr.), 1982	7
Ralph Lary (Jr.), 1979	7
Bob Smith (So.), 1972	7
7. Tony Jackson (Sr.), 2001	6
Lewis Sanders (Jr.), 1999	6
A.J. Johnson (Jr.), 1995	6
Keeta Covington (Jr.), 1985	6
Larry Marshall (Sr.), 1971	6
Tom Brown (Sr.), 1962	6
Bernie Faloney (Sr.), 1953	6
Joe Horning (Fr.), 1951	6
15. 10 players	5
(last time: Domonique Foxworth (So.), 2002)	

Single-Game Interceptions

1. Lendell Jones vs. Duke, 1982	4
---------------------------------	---

Career Interception Return Yards

1. Tom Brown, 1960-62	275
2. Alex Wujciak, 2008-10	238
3. Joe Horning, 1951-54	222
4. Bill McFadden, 1979-82	212
5. Bernie Faloney, 1950-53	207
6. Randall Jones, 1998-2001	177
7. Lloyd Burruss, 1976-80	173
8. Jim LaRue, 1947-49	168
9. Ernie Arizzi, 1961-63	166
10. Ken Schroy, 1972-74	165
11. Frank Tamburello, 1954-55	161
12. Ralph Lary, 1977-80	160
13. Curome Cox, 2000-03	153
14. Joe Petruzzo, 1950-51	143
15. J.B. Brown, 1985-88	142

Season Interception Return Yards

1. Alex Wujciak (Jr.), 2009	152
2. Joe Horning (Fr.), 1951	147
3. Frank Tamburello (So.), 1954	140
4. Cliff Crosby (Sr.), 1998	133
5. Larry Marshall (Sr.), 1971	131
6. Tom Brown (Sr.), 1962	122
7. Eddie Tomlin (Sr.), 1989	120
8. Shawn Forte (Sr.), 2000	114
9. Bill McFadden (Jr.), 1981	112
10. Dickie Lewis (So.), 1956	111
11. Jim LaRue (Sr.), 1949	103
12. Ralph Lary (Jr.), 1979	102
Joe Petruzzo (So.), 1950	102
14. Cameron Chism (Sr.), 2011	100
15. Lewis Sanders (So.), 1997	99

2014 TEAM STATISTICS

Team Statistics	UMD	OPP
SCORING	52	7
Points Per Game	52.0	7.0
Points Off Turnovers	21	21
FIRST DOWNS	30	16
Rushing	16	9
Passing	11	5
Penalty	3	2
RUSHING YARDAGE	285	161
Yards gained rushing	295	185
Yards lost rushing	10	24
Rushing Attempts	50	44
Average Per Rush	5.7	3.7
Average Per Game	285.0	161.0
TDs Rushing	5	1
PASSING YARDAGE	186	141
Comp-Att-Int	18-35-1	16-37-2
Average Per Pass	5.3	3.8
Average Per Catch	10.3	8.8
Average Per Game	186.0	141.0
TDs Passing	2	0
TOTAL OFFENSE	471	302
Total Plays	85	81
Average Per Play	5.5	3.7
Average Per Game	471.0	302.0
KICK RETURNS: #-Yards	2-73	2-35
PUNT RETURNS: #-Yards	1-35	1-1
INT RETURNS: #-Yards	2-2	1-12
KICK RETURN AVERAGE	36.5	17.5
PUNT RETURN AVERAGE	35.0	1.0
INT RETURN AVERAGE	1.0	12.0
FUMBLES-LOST	2-0	2-1
PENALTIES-Yards	5-35	9-102
Average Per Game	35.0	102.0
PUNTS-Yards	6-207	10-390
Average Per Punt	34.5	39.0
Net punt average	34.3	33.5
KICKOFFS-Yards	9-585	2-126
Average Per Kick	65.0	63.0
Net kick average	41.7	26.5
TIME OF POSSESSION/Game	33:50	26:10
3RD-DOWN Conversions	9/18	4/19
3rd-Down Pct	50%	21%
4TH-DOWN Conversions	2/2	3/4
4th-Down Pct	100%	75%
SACKS BY-Yards	2-21	0-0
MISC YARDS	0	0
TOUCHDOWNS SCORED	7	1
FIELD GOALS-ATTEMPTS	1-1	0-0
ON-SIDE KICKS	0-0	0-0
RED-ZONE SCORES	(6-6) 100%	(1-2) 50%
RED-ZONE TOUCHDOWNS	(6-6) 100%	(1-2) 50%
PAT-ATTEMPTS	(7-7) 100%	(1-1) 100%
ATTENDANCE	45080	0
Games/Avg Per Game	1/45080	0/0
Neutral Site Games		0/0



Score by Quarters	1st	2nd	3rd	4th	OT	Total
Maryland	17	7	21	7	0	52
Opponents	0	0	0	7	0	7

2014 INDIVIDUAL STATISTICS

Rushing	gp-gs	att	gain	loss	net	avg	td	lg	avg/g
Ross, Brandon	1-1	16	86	0	86	5.4	1	12	86.0
Brown, Wes	1-0	13	84	3	81	6.2	0	33	81.0
Brown, C.J.	1-1	7	61	0	61	8.7	3	22	61.0
Goins, Kenneth	1-0	3	31	0	31	10.3	0	16	31.0
Reid, Albert	1-0	5	24	1	23	4.6	1	12	23.0
Rowe, Caleb	1-0	5	9	4	5	1.0	0	4	5.0
Team	1-0	1	0	2	-2	-2.0	0	0	-2.0
Total	1	50	295	10	285	5.7	5	33	285.0
Opponents	1	44	185	24	161	3.7	1	34	161.0

Passing	gp-gs	effic	comp-att-int	pct	yds	td	lg	avg/g
Brown, C.J.	1-1	98.43	11-24-0	45.8	111	1	41	111.0
Rowe, Caleb	1-0	132.73	7-11-1	63.6	75	1	25	75.0
Total	1	109.21	18-35-1	51.4	186	2	41	186.0
Opponents	1	64.44	16-37-2	43.2	141	0	33	141.0

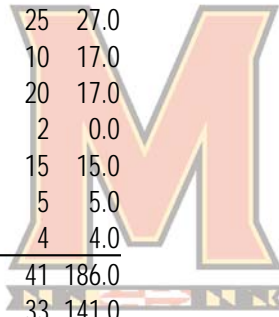
Receiving	gp-gs	no.	yds	avg	td	lg	avg/g
Diggs, Stefon	1-1	5	53	10.6	0	17	53.0
Long, Deon	1-1	2	48	24.0	1	41	48.0
Brown, Wes	1-0	2	27	13.5	0	25	27.0
Leak, Marcus	1-0	2	17	8.5	0	10	17.0
Reid, Albert	1-0	2	17	8.5	0	20	17.0
Goins, Kenneth	1-0	2	0	0.0	1	2	0.0
Ross, Brandon	1-1	1	15	15.0	0	15	15.0
Culmer, Malcolm	1-0	1	5	5.0	0	5	5.0
Veii, Jacquille	1-0	1	4	4.0	0	4	4.0
Total	1	18	186	10.3	2	41	186.0
Opponents	1	16	141	8.8	0	33	141.0

Punt Returns	no.	yds	avg	td	lg
Likely, William	1	35	35.0	0	35
Total	1	35	35.0	0	35
Opponents	1	1	1.0	0	1

Interceptions	no.	yds	avg	td	lg
Nixon, Anthony	1	2	2.0	0	2
Johnson, Jeremiah	1	0	0.0	0	0
Total	2	2	1.0	0	2
Opponents	1	12	12.0	0	12

Kick Returns	no.	yds	avg	td	lg
Diggs, Stefon	1	59	59.0	0	59
Lane, DeAndre	1	14	14.0	0	14
Total	2	73	36.5	0	59
Opponents	2	35	17.5	0	18

Fumble Returns	no.	yds	avg	td	lg
Total	0	0	0.0	0	0
Opponents	0	0	0.0	0	0



2014 INDIVIDUAL STATISTICS

Scoring	td	fg	PAT					dpx	saf	pts
			kick	rush	rcv	pass				
Brown, C.J.	3	-	-	-	-	-	-	-	18	
Craddock, Brad	-	1-1	7-7	-	-	-	-	-	10	
Goins, Kenneth	1	-	-	-	-	-	-	-	6	
Long, Deon	1	-	-	-	-	-	-	-	6	
Ross, Brandon	1	-	-	-	-	-	-	-	6	
Reid, Albert	1	-	-	-	-	-	-	-	6	
Total	7	1-1	7-7	-	-	-	-	-	52	
Opponents	1	-	1-1	-	-	-	-	-	7	

Total Offense	g	plays	rush	pass	total	avg/g
Brown, C.J.	1	31	61	111	172	172.0
Ross, Brandon	1	16	86	0	86	86.0
Brown, Wes	1	13	81	0	81	81.0
Rowe, Caleb	1	16	5	75	80	80.0
Goins, Kenneth	1	3	31	0	31	31.0
Reid, Albert	1	5	23	0	23	23.0
Team	1	1	-2	0	-2	-2.0
Total	1	85	285	186	471	471.0
Opponents	1	81	161	141	302	302.0

Field Goals	fg	pct.	01-19	20-29	30-39	40-49	50-99	lg	blk
Craddock, Brad	1-1	100.0	0-0	0-0	0-0	1-1	0-0	49	0

FG Sequence	Maryland	Opponents
James Madison	(49)	-

Numbers in (parentheses) indicate field goal was made.

Punting	no.	yds	avg	lg	tb	fc	i20	50+	blk
Renfro, Nathan	6	207	34.5	49	0	2	5	0	0
Total	6	207	34.5	49	0	2	5	0	0
Opponents	10	390	39.0	55	1	5	1	2	0

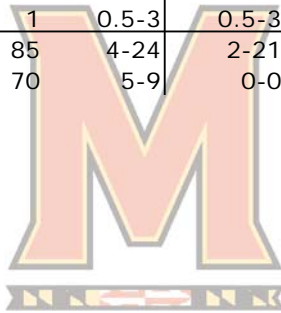
Kickoffs	no.	yds	avg	tb	ob	retn	net	ydln
Craddock, Brad	9	585	65.0	7	0			
Total	9	585	65.0	7	0	17.5	41.7	23
Opponents	2	126	63.0	0	0	36.5	26.5	38



All Purpose	g	rush	rcv	pr	kr	ir	total	avg/g
Diggs, Stefon	1	0	53	0	59	0	112	112.0
Brown, Wes	1	81	27	0	0	0	108	108.0
Ross, Brandon	1	86	15	0	0	0	101	101.0
Brown, C.J.	1	61	0	0	0	0	61	61.0
Long, Deon	1	0	48	0	0	0	48	48.0
Reid, Albert	1	23	17	0	0	0	40	40.0
Likely, William	1	0	0	35	0	0	35	35.0
Goins, Kenneth	1	31	0	0	0	0	31	31.0
Leak, Marcus	1	0	17	0	0	0	17	17.0
Lane, DeAndre	1	0	0	0	14	0	14	14.0
Culmer, Malcolm	1	0	5	0	0	0	5	5.0
Rowe, Caleb	1	5	0	0	0	0	5	5.0
Veii, Jacquille	1	0	4	0	0	0	4	4.0
Nixon, Anthony	1	0	0	0	0	2	2	2.0
Team	1	-2	0	0	0	0	-2	-2.0
Total	1	285	186	35	73	2	581	581.0
Opponents	1	161	141	1	35	12	350	350.0

2014 DEFENSIVE STATISTICS

#	Defensive Leaders	gp-gs	Tackles				tfl/yds	Sacks no-yds	Pass defense			Fumbles		blkd	
			ua	a	tot				int-yds	brup	qbh	rcv-yds	ff	kick	saf
53	Goree, L.A.	1-1	7	7	14
21	Davis, Sean	1-1	8	2	10
35	Twine, Alex	1-1	3	4	7	1	.	.	.
40	Robinson, Matt	1-1	3	3	6	.	.	.	1
93	Monroe, Andre	1-1	.	5	5
97	Kilgo, Darius	1-1	2	3	5	0.5-1
77	Myers, Spencer	1-0	2	3	5	1.5-5	0.5-3
7	Ngakoue, Yannick	1-1	2	3	5
39	Walker, Cavon	1-0	3	1	4	.	.	.	1
4	Likely, William	1-1	4	.	4	1.0-15	1.0-15	.	1
91	Bowers, Keith	1-0	2	1	3
23	Carter, Jermaine	1-0	3	.	3	1	.	.	.
20	Nixon, Anthony	1-1	.	2	2	.	.	1-2
43	Brooks, Jalen	1-0	.	2	2
27	Hill, Alvin	1-1	2	.	2	.	.	.	1
99	Jefferson, Quinton	1-1	.	2	2
34	Veii, Jacquille	1-0	.	1	1
47	Farrand, Cole	1-0	.	1	1	0.5-0
41	Aniebonam, Jesse	1-0	.	1	1
4R	Brown, Wes	1-0	1	.	1
14	Johnson, Jeremiah	1-0	1	.	1	.	.	1-0	1
90	Braglio, Roman	1-0	.	1	1	0.5-3	0.5-3	.	.	.	1-0
Total		1	43	42	85	4-24	2-21	2-2	5	.	1-0	2	.	.	.
Opponents		1	56	14	70	5-9	0-0	1-12	5	.	.	1	.	.	.



2014 GAME-BY-GAME STARTERS

Offense

GAME	WR	Left Tackle	Left Guard	Center	Right Guard	Right Tackle	WR	Quarterback	TB	WR	WR
James Madison	Isaacs ²	Dunn ¹⁴	Altamirano ¹	Conaboy ²³	Zeller ⁸	Doyle ¹⁴	T. Jacobs ¹	Brown ¹⁷	B. Ross ¹⁸	Long ⁷	Diggs ¹⁵
at South Florida	-	-	-	-	-	-	-	-	-	-	-
West Virginia	-	-	-	-	-	-	-	-	-	-	-
at Syracuse	-	-	-	-	-	-	-	-	-	-	-
at Indiana	-	-	-	-	-	-	-	-	-	-	-
Ohio State	-	-	-	-	-	-	-	-	-	-	-
Iowa	-	-	-	-	-	-	-	-	-	-	-
at Wisconsin	-	-	-	-	-	-	-	-	-	-	-
at Penn State	-	-	-	-	-	-	-	-	-	-	-
Michigan State	-	-	-	-	-	-	-	-	-	-	-
at Michigan	-	-	-	-	-	-	-	-	-	-	-
Rutgers	-	-	-	-	-	-	-	-	-	-	-

Defense

GAME	Def. End	DT	Def. End	OLB	ILB	ILB	OLB	Cornerback	Safety	Safety	Cornerback
James Madison	Jefferson ¹⁴	Kilgo ²⁴	Monroe ⁹	Robinson ²⁰	Twine ¹²	Goree ¹³	Ngakoue ¹	Likely ¹²	Davis ¹⁶	Nixon ¹⁷	Hill ³
at South Florida	-	-	-	-	-	-	-	-	-	-	-
West Virginia	-	-	-	-	-	-	-	-	-	-	-
at Syracuse	-	-	-	-	-	-	-	-	-	-	-
at Indiana	-	-	-	-	-	-	-	-	-	-	-
Ohio State	-	-	-	-	-	-	-	-	-	-	-
Iowa	-	-	-	-	-	-	-	-	-	-	-
at Wisconsin	-	-	-	-	-	-	-	-	-	-	-
at Penn State	-	-	-	-	-	-	-	-	-	-	-
Michigan State	-	-	-	-	-	-	-	-	-	-	-
at Michigan	-	-	-	-	-	-	-	-	-	-	-
Rutgers	-	-	-	-	-	-	-	-	-	-	-

Class Starters by Game (includes punter & place-kicker)

GAME	Graduate	Seniors	Juniors	Sophomores	Redshirt Freshmen	True Freshmen	Total
James Madison	1	7	10	5	1 (T. Jacobs)	0	24
at South Florida	-	-	-	-	-	-	-
West Virginia	-	-	-	-	-	-	-
at Syracuse	-	-	-	-	-	-	-
at Indiana	-	-	-	-	-	-	-
Ohio State	-	-	-	-	-	-	-
Iowa	-	-	-	-	-	-	-
at Wisconsin	-	-	-	-	-	-	-
at Penn State	-	-	-	-	-	-	-
Michigan State	-	-	-	-	-	-	-
at Michigan	-	-	-	-	-	-	-
Rutgers	-	-	-	-	-	-	-

Terrapin Playing-Experience Superlatives

	Offense	Defense
Most overall starts, career —	23, Sal Conaboy (C) 22, Sal Conaboy (C)	24, Darius Kilgo (NT) 23, Darius Kilgo (NT)
Most overall starts, 2014 —	1, 11 players tied	1, 11 players tied
Most consecutive starts, career —	15, Sal Conaboy (C) 14, Doyle (OT), Dunn (OL)	14, Quinton Jefferson (DE), Sean Davis (S) 12, Darius Kilgo (NT)
Most consecutive starts, 2014 —	1, 11 players tied	1, 11 players tied

2014 GAME-BY-GAME PARTICIPATION

GRADUATE (1)	JMU	USF	WV	SU	IU	OSU	IA	WI	PSU	MSU	MI	RU
16 C. Brown QB	S	-	-	-	-	-	-	-	-	-	-	-
Class Participation	1-1	-	-	-	-	-	-	-	-	-	-	-

SENIORS (20)	JMU	USF	WV	SU	IU	OSU	IA	WI	PSU	MSU	MI	RU
6 Long WR	S	-	-	-	-	-	-	-	-	-	-	-
14 Johnson DB	x	-	-	-	-	-	-	-	-	-	-	-
19 Hendy DB	susp	-	-	-	-	-	-	-	-	-	-	-
29 Tart PK/P	x	-	-	-	-	-	-	-	-	-	-	-
33 Washington DB	dnp	-	-	-	-	-	-	-	-	-	-	-
35 Twine LB	S	-	-	-	-	-	-	-	-	-	-	-
38 Conteh DB	dnp	-	-	-	-	-	-	-	-	-	-	-
40 Robinson LB	S	-	-	-	-	-	-	-	-	-	-	-
47 Farrand LB	x	-	-	-	-	-	-	-	-	-	-	-
49 Cierski	x	-	-	-	-	-	-	-	-	-	-	-
51 Cudjoe Virgil LB	dnp	-	-	-	-	-	-	-	-	-	-	-
53 Goree LB	S	-	-	-	-	-	-	-	-	-	-	-
61 Wheeler OL	S	-	-	-	-	-	-	-	-	-	-	-
65 Conaboy OL	S	-	-	-	-	-	-	-	-	-	-	-
71 Schmitt OL	dnp	-	-	-	-	-	-	-	-	-	-	-
77 Myers DL	x	-	-	-	-	-	-	-	-	-	-	-
91 Bowers	x	-	-	-	-	-	-	-	-	-	-	-
93 Monroe	S	-	-	-	-	-	-	-	-	-	-	-
97 Kilgo	S	-	-	-	-	-	-	-	-	-	-	-
98 Murphy	dnp	-	-	-	-	-	-	-	-	-	-	-
Class Participation	14-9	-	-	-	-	-	-	-	-	-	-	-

JUNIORS (21)	JMU	USF	WV	SU	IU	OSU	IA	WI	PSU	MSU	MI	RU
1 Diggs WR	S	-	-	-	-	-	-	-	-	-	-	-
5 Reid RB	x	-	-	-	-	-	-	-	-	-	-	-
7 Rowe QB	x	-	-	-	-	-	-	-	-	-	-	-
8 L.Jacobs WR	susp	-	-	-	-	-	-	-	-	-	-	-
11 Conyers DB	dnp	-	-	-	-	-	-	-	-	-	-	-
15 Craddock PK	S	-	-	-	-	-	-	-	-	-	-	-
18 Renfro P	S	-	-	-	-	-	-	-	-	-	-	-
20 Nixon DB	S	-	-	-	-	-	-	-	-	-	-	-
21 Davis DB	S	-	-	-	-	-	-	-	-	-	-	-
22 Dancel DB	x	-	-	-	-	-	-	-	-	-	-	-
26 Clark DB	dnp	-	-	-	-	-	-	-	-	-	-	-
27 Hill DB	S	-	-	-	-	-	-	-	-	-	-	-
37 Thompson LB	x	-	-	-	-	-	-	-	-	-	-	-
45 B.Ross RB	S	-	-	-	-	-	-	-	-	-	-	-
50 Mulrooney OL	dnp	-	-	-	-	-	-	-	-	-	-	-
55 Doyle OL	S	-	-	-	-	-	-	-	-	-	-	-
60 Grommer OL	x	-	-	-	-	-	-	-	-	-	-	-
66 Zeller OL	S	-	-	-	-	-	-	-	-	-	-	-
80 Adams WR	dnp	-	-	-	-	-	-	-	-	-	-	-
82 Leak S	x	-	-	-	-	-	-	-	-	-	-	-
99 Jefferson DL	x	-	-	-	-	-	-	-	-	-	-	-
Class Participation	16-9	-	-	-	-	-	-	-	-	-	-	-

R-SOPHOMORES (3)	JMU	USF	WV	SU	IU	OSU	IA	WI	PSU	MSU	MI	RU
3 Barry-Pollock DB	dnp	-	-	-	-	-	-	-	-	-	-	-
11 Hills QB	dnp	-	-	-	-	-	-	-	-	-	-	-
49 Franco DL	dnp	-	-	-	-	-	-	-	-	-	-	-

SOPHOMORES (21)	JMU	USF	WV	SU	IU	OSU	IA	WI	PSU	MSU	MI	RU
4 W. Brown RB	x	-	-	-	-	-	-	-	-	-	-	-
4 Likely DB	S	-	-	-	-	-	-	-	-	-	-	-
7 Ngakoue LB	S	-	-	-	-	-	-	-	-	-	-	-
13 Lane WR	x	-	-	-	-	-	-	-	-	-	-	-
29 Riddle RB	x	-	-	-	-	-	-	-	-	-	-	-
30 Goins FB	S	-	-	-	-	-	-	-	-	-	-	-
32 J. Ross DB	x	-	-	-	-	-	-	-	-	-	-	-
33 Stefanelli FB	dnp	-	-	-	-	-	-	-	-	-	-	-
34 Veii DB	x	-	-	-	-	-	-	-	-	-	-	-
39 Walker LB	x	-	-	-	-	-	-	-	-	-	-	-
42 Dean LB	x	-	-	-	-	-	-	-	-	-	-	-
42 Miles RB	dnp	-	-	-	-	-	-	-	-	-	-	-
44 Isaacs TE	S	-	-	-	-	-	-	-	-	-	-	-
46 Logan LB	dnp	-	-	-	-	-	-	-	-	-	-	-
59 Carpenter LS	x	-	-	-	-	-	-	-	-	-	-	-
76 Dunn OL	S	-	-	-	-	-	-	-	-	-	-	-
78 Tucker OL	cd	-	-	-	-	-	-	-	-	-	-	-
79 Shelton OL	x	-	-	-	-	-	-	-	-	-	-	-
83 Culmer WR	x	-	-	-	-	-	-	-	-	-	-	-
87 McMahon TE	dnp	-	-	-	-	-	-	-	-	-	-	-
95 Ukandu DL	dnp	-	-	-	-	-	-	-	-	-	-	-
Class Participation	15-4	-	-	-	-	-	-	-	-	-	-	-

R-FRESHMEN (13)	JMU	USF	WV	SU	IU	OSU	IA	WI	PSU	MSU	MI	RU
2 Cockerille QB	dnp	-	-	-	-	-	-	-	-	-	-	-
2 Collins DB	dnp	-	-	-	-	-	-	-	-	-	-	-
3 Greene K	dnp	-	-	-	-	-	-	-	-	-	-	-
12 Jacobs LB	x	-	-	-	-	-	-	-	-	-	-	-
23 Carter LB	x	-	-	-	-	-	-	-	-	-	-	-
24 Ventura DB	dnp	-	-	-	-	-	-	-	-	-	-	-
36 Dennah DB	x	-	-	-	-	-	-	-	-	-	-	-
48 Hayward TE	x	-	-	-	-	-	-	-	-	-	-	-
52 Jones DL	x	-	-	-	-	-	-	-	-	-	-	-
54 Dulaney OL	dnp	-	-	-	-	-	-	-	-	-	-	-
63 Minter OL	x	-	-	-	-	-	-	-	-	-	-	-
69 Marchese OL	x	-	-	-	-	-	-	-	-	-	-	-
89 Roca TE	dnp	-	-	-	-	-	-	-	-	-	-	-
Class Participation	7-0	-	-	-	-	-	-	-	-	-	-	-

T-FRESHMEN (20)	JMU	USF	WV	SU	IU	OSU	IA	WI	PSU	MSU	MI	RU
6 Morton RB	dnp	-	-	-	-	-	-	-	-	-	-	-
9 Burke LB	dnp	-	-	-	-	-	-	-	-	-	-	-
10 Ulmer QB	dnp	-	-	-	-	-	-	-	-	-	-	-
17 Woods DB	dnp	-	-	-	-	-	-	-	-	-	-	-
18 Shrader P	dnp	-	-	-	-	-	-	-	-	-	-	-
24 Ezeagwu DB	dnp	-	-	-	-	-	-	-	-	-	-	-
25 Carter DB	dnp	-	-	-	-	-	-	-	-	-	-	-
31 Egbuaba LB	dnp	-	-	-	-	-	-	-	-	-	-	-
41 Aniebonam LB	x	-	-	-	-	-	-	-	-	-	-	-
56 Gillespie LB	dnp	-	-	-	-	-	-	-	-	-	-	-
58 Prince OL	dnp	-	-	-	-	-	-	-	-	-	-	-
59 Adams LS	dnp	-	-	-	-	-	-	-	-	-	-	-
64 Moore OL	dnp	-	-	-	-	-	-	-	-	-	-	-
67 Shaw DL	dnp	-	-	-	-	-	-	-	-	-	-	-
70 Christie OL	dnp	-	-	-	-	-	-	-	-	-	-	-
73 Agarwa OL	dnp	-	-	-	-	-	-	-	-	-	-	-
75 Gray DL	dnp	-	-	-	-	-	-	-	-	-	-	-
81 Winfree OL	dnp	-	-	-	-	-	-	-	-	-	-	-
86 Gray TE	dnp	-	-	-	-	-	-	-	-	-	-	-
96 Kulka DL	dnp	-	-	-	-	-	-	-	-	-	-	-
Class Participation	1-0	-	-	-	-	-	-	-	-	-	-	-

ACTIVE PLAYERS	54	-	-	-	-	-	-	-	-	-	-	-
-----------------------	-----------	---	---	---	---	---	---	---	---	---	---	---

x – indicates played in game; S – indicates started game; dnp – did not play; dnt – indicates did not travel for reason other than injury; tr - indicates will sit out season as transfer; susp - suspended for the game

2014 GAME-BY-GAME TEAM STATISTICS

TEAM STATISTICS

Date	Opponent	Rushing				Receiving				Passing				Kick Returns				Punt Returns				tot off
		no.	yds	td	lg	no.	yds	td	lg	cmp-att-int	yds	td	lg	no.	yds	td	lg	no.	yds	td	lg	
Aug 30	JAMES MADISON	50	285	5	33	18	186	2	41	18-35-1	186	2	41	2	73	0	59	1	35	0	35	471
	Maryland	50	285	5	33	18	186	2	41	18-35-1	186	2	41	2	73	0	59	1	35	0	35	471
	Opponents	44	161	1	34	16	141	0	33	16-37-2	141	0	33	2	35	0	18	1	1	0	1	302

Games played: 1
 Avg per rush: 5.7
 Avg per catch: 10.3
 Pass efficiency: 109.21
 Kick ret avg: 36.5
 Punt ret avg: 35.0
 All purpose avg/game: 581.0
 Total offense avg/gm: 471.0

Date	Opponent	Tackles				Sacks no-yds	Fumble		Pass Defense			blkd kick	PAT Attempts			off		
		ua	a	total	tfl-yds		ff	fr-yds	int-yds	qbh	brup		kick	rush	rcv	saf	t/o	pts
Aug 30	JAMES MADISON	43	42	85	4.0-24	2.0-21	2	1-0	2-2	0	5	0	7-7	0	0	0	21	52
	Maryland	43	42	85	4.0-24	2.0-21	2	1-0	2-2	0	5	0	7-7	0	0	0	21	52
	Opponents	56	14	70	5.0-9	0.0-0	1	0-0	1-12	0	5	0	1-1	0	0	0	21	7

Date	Opponent	Punting							Field Goals			Kickoffs						
		no.	yds	avg	long	blkd	tb	fc	50+	i20	md-att	long	blkd	no.	yds	avg	tb	ob
Aug 30	JAMES MADISON	6	207	34.5	49	0	0	2	0	5	1-1	49	0	9	585	65.0	7	0
	Maryland	6	207	34.5	49	0	0	2	0	5	1-1	49	0	9	585	65.0	7	0
	Opponents	10	390	39.0	55	0	1	5	2	1	0-0	0	0	2	126	63.0	0	0



2014 GAME-BY-GAME OPPONENT STATISTICS

OPPONENT STATISTICS

Date	Opponent	Rushing				Receiving				Passing				Kick Returns			Punt Returns			tot off		
		no.	yds	td	lg	no.	yds	td	lg	cmp-att-int	yds	td	lg	no.	yds	td	lg	no.	yds		td	lg
Aug 30	JAMES MADISON	44	161	1	34	16	141	0	33	16-37-2	141	0	33	2	35	0	18	1	1	0	1	302
Opponents		44	161	1	34	16	141	0	33	16-37-2	141	0	33	2	35	0	18	1	1	0	1	302
Maryland		50	285	5	33	18	186	2	41	18-35-1	186	2	41	2	73	0	59	1	35	0	35	471

Games played: 1
 Avg per rush: 3.7
 Avg per catch: 8.8
 Pass efficiency: 64.44
 Kick ret avg: 17.5
 Punt ret avg: 1.0
 All purpose avg/game: 350.0
 Total offense avg/gm: 302.0

Date	Opponent	Tackles				Sacks no-yds	Fumble		Pass Defense			blkd kick	PAT Attempts			off			
		ua	a	total	tfl-yds		ff	fr-yds	int-yds	qbh	brup		kick	rush	rcv	saf	t/o	pts	
Aug 30	JAMES MADISON	56	14	70	5.0-9	0.0-0	1	0-0	1-12	0	5	0	1-1	0	0	0	0	21	7
Opponents		56	14	70	5.0-9	0.0-0	1	0-0	1-12	0	5	0	1-1	0	0	0	0	21	7
Maryland		43	42	85	4.0-24	2.0-21	2	1-0	2-2	0	5	0	7-7	0	0	0	0	21	52

Date	Opponent	Punting							Field Goals			Kickoffs						
		no.	yds	avg	long	blkd	tb	fc	50+	i20	md-att	long	blkd	no.	yds	avg	tb	ob
Aug 30	JAMES MADISON	10	390	39.0	55	0	1	5	2	1	0-0	0	0	2	126	63.0	0	0
Opponents		10	390	39.0	55	0	1	5	2	1	0-0	0	0	2	126	63.0	0	0
Maryland		6	207	34.5	49	0	0	2	0	5	1-1	49	0	9	585	65.0	7	0




2014 MARYLAND OFFENSIVE GAME-BY-GAME

Rushing

Att-Yds / TD	#4 W.Brown	#5 Reid	#7 Rowe	#16 C.J.Brown	#30 Goins	#45 B.Ross
James Madison	13-84 / 0	5-24 / 1	5-9 / 0	7-61 / 3	3-31 / 0	16-86 / 1
at South Florida	-	-	-	-	-	-
West Virginia	-	-	-	-	-	-
at Syracuse	-	-	-	-	-	-
at Indiana	-	-	-	-	-	-
Ohio State	-	-	-	-	-	-
Iowa	-	-	-	-	-	-
at Wisconsin	-	-	-	-	-	-
at Penn State	-	-	-	-	-	-
Michigan State	-	-	-	-	-	-
at Michigan	-	-	-	-	-	-
Rutgers	-	-	-	-	-	-

Receiving

Rec-Yds / TD	#1 Diggs	#4 W.Brown	#5 Reid	#6 Long	#30 Goins	#34 Veii	#45 Ross	#82 Leak	#83 Culmer
James Madison	5-53 / 0	2-27 / 0	2-17 / 0	2-48 / 1	2-0 / 1	1-4 / 0	1-15 / 0	2-17 / 0	1-5 / 0
at South Florida	-	-	-	-	-	-	-	-	-
West Virginia	-	-	-	-	-	-	-	-	-
at Syracuse	-	-	-	-	-	-	-	-	-
at Indiana	-	-	-	-	-	-	-	-	-
Ohio State	-	-	-	-	-	-	-	-	-
Iowa	-	-	-	-	-	-	-	-	-
at Wisconsin	-	-	-	-	-	-	-	-	-
at Penn State	-	-	-	-	-	-	-	-	-
Michigan State	-	-	-	-	-	-	-	-	-
at Michigan	-	-	-	-	-	-	-	-	-
Rutgers	-	-	-	-	-	-	-	-	-



Passing

C-A-I / Yds / TD	#7 Rowe	#16 Brown
FIU	7-11-1 / 75 / 1	11-24-0 / 111 / 1
Old Dominion	-	-
at Connecticut	-	-
vs. West Virginia	-	-
at Florida State	-	-
Virginia	-	-
at Wake Forest	-	-
Clemson	-	-
Syracuse	-	-
at Virginia Tech	-	-
Boston College	-	-
at NC State	-	-

Punting

No-Avg / In20	#18 Renfro
FIU	6-34.5 / 5
Old Dominion	-
at Connecticut	-
vs. West Virginia	-
at Florida State	-
Virginia	-
at Wake Forest	-
Clemson	-
Syracuse	-
at Virginia Tech	-
Boston College	-
at NC State	-

Field Goals


Made, Missed	#15 Craddock
James Madison	49g
at South Florida	-
West Virginia	-
at Syracuse	-
at Indiana	-
Ohio State	-
Iowa	-
at Wisconsin	-
at Penn State	-
Michigan State	--
at Michigan	-
Rutgers	-

2014 MARYLAND DEFENSIVE GAME-BY-GAME

UT-AT-TT / Sacks	#4 Likely	#7 Ngakoue	#14 J.Johnson	#20 Nixon	#21 Davis	#23 J.Carter	#27 Hill	#35 Twine
James Madison	4-0-4 / 1	2-3-5 / 0.0	1-0-1 / 0	0-2-0 / 0.0	8-2-10 / 0	3-0-3 / 0.0	2-0-2 / 0.0	3-4-7 / 0.0
at South Florida	-	-	-	-	-	-	-	-
West Virginia	-	-	-	-	-	-	-	-
at Syracuse	-	-	-	-	-	-	-	-
at Indiana	-	-	-	-	-	-	-	-
Ohio State	-	-	-	-	-	-	-	-
Iowa	-	-	-	-	-	-	-	-
at Wisconsin	-	-	-	-	-	-	-	-
at Penn State	-	-	-	-	-	-	-	-
Michigan State	-	-	-	-	-	-	-	-
at Michigan	-	-	-	-	-	-	-	-
Rutgers	-	-	-	-	-	-	-	-

UT-AT-TT / Sacks	#39 C.Walker	#40 Robinson	#41 Aniebonam	#43 Brooks	#47 Farrand	#53 Goree	#77 Myers	#90 Braglio
James Madison	3-1-4 / 0	3-3-6 / 0	0-1-1 / 0.0	0-2-2 / 0	0-1-1 / 0	7-7-14 / 0	2-3-5 / 0.5	0-1-1 / 0.5
at South Florida	-	-	-	-	-	-	-	-
West Virginia	-	-	-	-	-	-	-	-
at Syracuse	-	-	-	-	-	-	-	-
at Indiana	-	-	-	-	-	-	-	-
Ohio State	-	-	-	-	-	-	-	-
Iowa	-	-	-	-	-	-	-	-
at Wisconsin	-	-	-	-	-	-	-	-
at Penn State	-	-	-	-	-	-	-	-
Michigan State	-	-	-	-	-	-	-	-
at Michigan	-	-	-	-	-	-	-	-
Rutgers	-	-	-	-	-	-	-	-

UT-AT-TT / Sacks	#91 Bowers	#93 Monroe	#97 Kilgo	#99 Jefferson
James Madison	2-1-3 / 0	0-5-5 / 0.0	2-3-5 / 0.0	0-2-0 / 0.0
at South Florida	-	-	-	-
West Virginia	-	-	-	-
at Syracuse	-	-	-	-
at Indiana	-	-	-	-
Ohio State	-	-	-	-
Iowa	-	-	-	-
at Wisconsin	-	-	-	-
at Penn State	-	-	-	-
Michigan State	-	-	-	-
at Michigan	-	-	-	-
Rutgers	-	-	-	-



2014 SEASON SUPERLATIVES

INDIVIDUAL MARYLAND GAME HIGHS

Rushes	16	Brandon Ross vs James Madison (Aug 30, 2014)
Yards Rushing	16	Brandon Ross vs James Madison (Aug 30, 2014)
TD Rushes	3	C.J. Brown vs James Madison (Aug 30, 2014)
Long Rush	33	Wes Brown vs James Madison (Aug 30, 2014)
Pass attempts	24	C.J. Brown vs James Madison (Aug 30, 2014)
Pass completions	11	C.J. Brown vs James Madison (Aug 30, 2014)
Yards Passing	111	C.J. Brown vs James Madison (Aug 30, 2014)
TD Passes	1	C.J. Brown vs James Madison (Aug 30, 2014) Caleb Rowe vs James Madison (Aug 30, 2014)
Long Pass	41	C.J. Brown vs James Madison (Aug 30, 2014)
Receptions	5	Stefon Diggs vs James Madison (Aug 30, 2014)
Yards Receiving	53	Stefon Diggs vs James Madison (Aug 30, 2014)
TD Receptions	1	Kenneth Goins, Jr. vs James Madison (Aug 30, 2014) Deon Long vs James Madison (Aug 30, 2014)
Long Reception	41	Deon Long vs James Madison (Aug 30, 2014)
Field Goals	1	Brad Craddock vs James Madison (Aug 30, 2014)
Long Field Goal	49	Brad Craddock vs James Madison (Aug 30, 2014)
Punts	6	Nathan Renfro vs James Madison (Aug 30, 2014)
Punting Avg	34.5	Nathan Renfro vs James Madison (Aug 30, 2014)
Long Punt	49	Nathan Renfro vs James Madison (Aug 30, 2014)
Punts inside 20	5	Nathan Renfro vs James Madison (Aug 30, 2014)
Long Punt Return	35	William Likely vs James Madison (Aug 30, 2014)
Long Kickoff Return	59	Stefon Diggs vs James Madison (Aug 30, 2014)
Tackles	14	L.A. Goree vs James Madison (Aug 30, 2014)
Sacks	1.0	William Likely vs James Madison (Aug 30, 2014)
Tackles For Loss	1.5	Spencer Myers vs James Madison (Aug 30, 2014)
Interceptions	1	Jeremiah Johnson vs James Madison (Aug 30, 2014) Anthony Nixon vs James Madison (Aug 30, 2014)

MARYLAND TEAM HIGHS

Rushes	50	vs James Madison (Aug 30, 2014)
Yards Rushing	285	vs James Madison (Aug 30, 2014)
Yards Per Rush	5.7	vs James Madison (Aug 30, 2014)
TD Rushes	5	vs James Madison (Aug 30, 2014)
Pass attempts	35	vs James Madison (Aug 30, 2014)
Pass completions	18	vs James Madison (Aug 30, 2014)
Yards Passing	186	vs James Madison (Aug 30, 2014)
Yards Per Pass	10.3	vs James Madison (Aug 30, 2014)
TD Passes	2	vs James Madison (Aug 30, 2014)
Total Plays	85	vs James Madison (Aug 30, 2014)
Total Offense	471	vs James Madison (Aug 30, 2014)
Yards Per Play	5.5	vs James Madison (Aug 30, 2014)
Points	52	vs James Madison (Aug 30, 2014)
Sacks By	2	vs James Madison (Aug 30, 2014)
First Downs	30	vs James Madison (Aug 30, 2014)
Penalties	5	vs James Madison (Aug 30, 2014)
Penalty Yards	35	vs James Madison (Aug 30, 2014)
Turnovers	1	vs James Madison (Aug 30, 2014)
Interceptions By	2	vs James Madison (Aug 30, 2014)
Punts	6	vs James Madison (Aug 30, 2014)
Punting Avg	34.5	vs James Madison (Aug 30, 2014)
Long Punt	49	vs James Madison (Aug 30, 2014)
Punts inside 20	5	vs James Madison (Aug 30, 2014)
Long Punt Return	35	vs James Madison (Aug 30, 2014)

INDIVIDUAL OPPONENT GAME HIGHS

Rushes	20	Khalid Abdullah, vs James Madison (Aug 30, 2014)
Yards Rushing	67	Khalid Abdullah, vs James Madison (Aug 30, 2014)
TD Rushes	1	John Miller, vs James Madison (Aug 30, 2014)
Long Rush	34	Vad Lee, vs James Madison (Aug 30, 2014)
Pass attempts	37	Vad Lee, vs James Madison (Aug 30, 2014)
Pass completions	16	Vad Lee, vs James Madison (Aug 30, 2014)
Yards Passing	141	Vad Lee, vs James Madison (Aug 30, 2014)
TD Passes	-	
Long Pass	33	Vad Lee, vs James Madison (Aug 30, 2014)
Receptions	4	Brandon Ravenel, vs James Madison (Aug 30, 2014)
Yards Receiving	62	Sean Tapley, vs James Madison (Aug 30, 2014)
TD Receptions	-	
Long Reception	33	Sean Tapley, vs James Madison (Aug 30, 2014)
Field Goals	-	
Long Field Goal	-	
Punts	10	Gunnar Kane, vs James Madison (Aug 30, 2014)
Punting Avg	39.0	Gunnar Kane, vs James Madison (Aug 30, 2014)
Long Punt	55	Gunnar Kane, vs James Madison (Aug 30, 2014)
Punts inside 20	1	Gunnar Kane, vs James Madison (Aug 30, 2014)
Long Punt Return	1	Sean Tapley, vs James Madison (Aug 30, 2014)
Long Kickoff Return	18	Sean Tapley, vs James Madison (Aug 30, 2014)
Tackles	9	Aaron Peak, vs James Madison (Aug 30, 2014)
Sacks	-	
Tackles For Loss	2.5	Ascene Jacques, vs James Madison (Aug 30, 2014)
Interceptions	1	Jimmy Moreland, vs James Madison (Aug 30, 2014)

OPPONENT TEAM HIGHS

Rushes	44	vs James Madison (Aug 30, 2014)
Yards Rushing	161	vs James Madison (Aug 30, 2014)
Yards Per Rush	3.7	vs James Madison (Aug 30, 2014)
TD Rushes	1	vs James Madison (Aug 30, 2014)
Pass attempts	37	vs James Madison (Aug 30, 2014)
Pass completions	16	vs James Madison (Aug 30, 2014)
Yards Passing	141	vs James Madison (Aug 30, 2014)
Yards Per Pass	8.8	vs James Madison (Aug 30, 2014)
TD Passes	-	
Total Plays	81	vs James Madison (Aug 30, 2014)
Total Offense	302	vs James Madison (Aug 30, 2014)
Yards Per Play	3.7	vs James Madison (Aug 30, 2014)
Points	7	vs James Madison (Aug 30, 2014)
Sacks By	-	
First Downs	16	vs James Madison (Aug 30, 2014)
Penalties	9	vs James Madison (Aug 30, 2014)
Penalty Yards	102	vs James Madison (Aug 30, 2014)
Turnovers	2	vs James Madison (Aug 30, 2014)
Interceptions By	1	vs James Madison (Aug 30, 2014)
Punts	10	vs James Madison (Aug 30, 2014)
Punting Avg	39.0	vs James Madison (Aug 30, 2014)
Long Punt	55	vs James Madison (Aug 30, 2014)
Punts inside 20	1	vs James Madison (Aug 30, 2014)
Long Punt Return	1	vs James Madison (Aug 30, 2014)

2014 GAME RECAPS

	Game 1
Maryland	52
James Madison	7
Aug. 30, 2014	

COLLEGE PARK, Md. - C.J. Brown accounted for 172 total yards and four touchdowns to lead the University of Maryland football team to a 52-7 rout of James Madison in the Terps' 2014 season opener.

Brown scored on runs of 11, eight and two yards in the first half to help the Terps build a 24-0 lead going into halftime.

Brandon Ross opened the scoring in the third quarter with an impressive 8-yard run before Brown capped his day with a 41-yard touchdown strike to Deon Long.

Kenneth Goins Jr. and Albert Reid capped the Terrapins' scoring efforts with touchdown runs of two and 12 yards, respectively.

Ross led the Terps with 86 rushing yards on 16 carries, while Wes Brown had 81 yards on 13 carries.

Stefon Diggs was Maryland's leading receiver with five catches for 53 yards and thrilled the 45,080 at Capital One Field at Byrd Stadium with a 59-yard kickoff return. Diggs led all players with 112 all-purpose yards.

James Madison's lone score came early in the third quarter when the Dukes turned a Maryland turnover into a short field. That 27-yard drive was finished off by a 1-yard plunge by John Miller.

The Terrapin defense was led by L.A. Goree, who totaled 14 tackles, including seven solo efforts. Sean Davis also turned in a double-digit tackle day with 10, including eight solos.

Anthony Nixon and Jeremiah Johnson had interceptions for the Terps, with Johnson's coming in the end zone as the first half clock came to a close.

William Likely also had a big day for Maryland with four solo tackles, including a sack for 15 yards, a pass break-up and one punt return for 35 yards.

Brad Craddock connected on his only field goal attempt of the day, a 49-yarder in the first quarter. He also converted all seven extra-point attempts and had seven of his nine kickoffs result in touchbacks.

The Dukes were led by quarterback Vad Lee, who had 141 passing yards and 27 rushing yards. Khalid Abdullah finished the game with 67 yards on 20 carries for JMU.

Maryland returns to action on Saturday, Sept. 6 when the Terps hit the road for the first time in 2014 at South Florida. Kickoff for the Terrapins and Bulls is set for 3:30 p.m. at Raymond James Stadium. The game will be televised on the CBS Sports Network.



	1ST	2ND	3RD	4TH	-	FINAL
JAMES MADISON (0-1)	0	0	0	7	-	7
MARYLAND (1-0)	17	7	21	7	-	52

First Quarter

- MD - C.J. Brown 11 run (Craddock kick), 11:43
- MD - C.J. Brown 8 run (Craddock kick), 8:48
- MD - FG Brad Craddock 49, 1:57

Second Quarter

- MD - C.J. Brown 2 run (Craddock kick), 6:46

Third Quarter

- MD - Brandon Ross 8 run (Craddock kick), 12:20
- MD - Deon Long 41 pass fr C.J. Brown (Craddock kick), 7:55
- MD - Kenneth Goins 2 pass fr Caleb Rowe (Craddock kick), 0:10

Fourth Quarter

- JMU - John Miller 1 run (Arnone, C. kick), 10:56
- MD - Albert Reid 12 run (Craddock kick), 4:01

	MD	JMU
First Downs	30	16
Rushes-Yards	50-285	44-161
Comp-Att-Int	18-35-1	16-37-2
Passing Yards	186	141
Return Yards	110	48
Punts-Average	6-34.3	10-33.5
Fumbles-Lost	0-0	0-0
Penalties-Yards	5-35	9-102
Sacks By-Yards Lost	2-21	0-0
Time of Possession	33:50	26:10

INDIVIDUAL STATISTICS

RUSHING - Maryland: Brandon Ross 16-86-1, Wes Brown 13-81, C.J. Brown 7-61-3, Kenneth Goins 3-31, Albert Reid 5-23-1, Caleb Rowe 5-5, Team 1-minus 2; JMU: Khalid Abdullah 20-67, Alden Hill 8-36, John Miller 6-29-1, Vad Lee 8-27, Sean Tapley 1-1, Jauan Latney 1-1.

PASSING - Maryland: C.J. Brown 11-24-0-111-1, Caleb Rowe 7-11-1-75-1; JMU: Vad Lee 16-37-2-141-0.

RECEIVING - Maryland: Stefon Diggs 5-53, Deon Long 2-48-1, Wes Brown 2-27, Marcus Leak 2-17, Albert Reid 2-17, Kenneth Goins 2-0-1, Brandon Ross 1-15, Malcolm Culmer 1-5, Jacquille Vei 1-4; JMU: Brandon Ravenel 4-31, Sean Tapley, 3-62, Andre Coble 3-16, Deane Cheatham 2-12, Khalid Abdullah 2-8, Alden Hill 1-7, Daniel Brown 1-5.

MISSED FIELD GOALS - None.

TACKLES - Maryland: L.A. Goree 7-7-14, Sean Davis 8-2-10, Alex Twine 3-4-7, Matt Robinson 3-3-6, Spencer Myers 2-3-5, Yannick Ngakoue 2-3-5, Darius Kilgo 2-3-5, Andre Monroe 0-5-5; JMU: Aaron Peak 9-0-9, Kyre Hawkins 8-1-9, Dean Marlowe 7-2-9, Sage Harold 5-1-6, Taylor Reynolds 4-2-6.

ATT -45,080.

The Associated Press contributed to all game recaps